

# Performance Evaluation of Hybrid Saturation Weighting and Colorcat Based Color Constancy

<sup>[1]</sup> Karamjit Kaur, <sup>[2]</sup> Er.Aarti

<sup>[1]</sup> <sup>[2]</sup> Department of Computer Science and Engineering,  
A.C.E.T,

<sup>[1]</sup> Karam.4186@gmail.com <sup>[2]</sup> aarti.acet@yahoo.com

---

**Abstract:** color constancy has ability to displace the specific colors in provided picture by considering the effectation of color light source. Many color constancy techniques has been proposed up to now to boost the color constancy accuracy charge further. In existing literature number this kind of technique is available which acts optimistically in most case. Though the color cat indicates efficient benefits over available techniques, nonetheless it still is suffering from the issue of uneven illuminate and poor brightness. Thus to deal with this problem in that paper a fresh incorporated color cat approach is proposed in that dissertation. The new approach has applied color normalization and saturati on weighting as post handling of color cat to reduce the effectation of uneven illuminate and poor brightness. The overall benefits indicate the effectiveness of the proposed technique.

**Keywords:** Color constancy, Adaptive Histogram Equalization, Techniques of Color constancy,

---

## I. INTRODUCTION

Color derives by three places, i. e; the reflectance through the object, this sensitivity connected with cones, together with illuminant spectra. Of such elements, the illuminant range will be the smallest a higher level stable. Light changes dependent upon various qualities, i.e.: Time of this day (daybreak, midday, besides sunset) as well as indoor/outdoor conditions, for great example. Ergo, the dilemma for computer vision is that it color connected with item is determined by the average below which inturn we are considering it. The individual visible process covers this dilemma brought on by so-called sculpt constancy property or home. That house allows humans to spot the shade of product individually through the color through the gentle present.

Color constancy is among subjective constancy plus a feature through the human pigmentation perception software which helps to make sure that the discovered color connected with objects remains relatively continual under various illumination conditions. A eco-friendly apple for example looks eco-friendly in order to people with midday, should the main equipment and lighting is lighting sunlight, and in addition at sun, when the principle illumination will be red. This assists us acknowledge objects. Color constancy will be the capacity to understand colors connected with objects as well as the color through the mild present. Obtaining sculpt constancy may be valued with addressing for some pc imaginative and prescient vision applications, for example for case image accessibility, image variation, shade point recognition besides object monitoring. Color constancy is so that you can understand the somewhat frequent color for virtually any subject in addition under various illuminations. Quite a few techniques

are pixel-based, solving a new visual as a result which their data satisfy assumptions just like the common power from a own planet within simple moderate are planet scene. Shade Credibility can be capacity in order to perceive colors of factors, invariant to along with of average source. This ability is generally licensed for that Individual Cosmetic Process, even though precise details stay doubtful.

Color constancy would be the capacity to achieve a specifically constant color for just a pastime in addition under a lot of illuminations. Several pc methods are pixel-based, fixing a photo to make sure that its data meet assumptions such as typical energy on the planet under simple fragile are world scene. Color constancy is capacity to perceive hues of points, invariant to in addition to of fragile source. That capacity is normally certified towards Individual Cosmetic Process, though accurate facts remain uncertain. Color change techniques are accustomed to afford light conditions. In Individual perception these kinds of modification is known as Color constancy the proportions to realize are natively frequent shade for just a product in addition under altering illumination. Nearly all compute practices are pixel focused, solving a photo to ensure that their information meet assumptions for example the normal energy on the world below organic average is achromatic, or that without a doubt illuminant, there's a insufficient level of estimated colors within a real-world arena. Various programs have been planned to make use of features inside place connected with pixels such as larger find derivatives or homogeneous color regions. These features are picked good chance in order to best characterize the illuminant color and write off this shade on the items inside scene. For example, larger find derivatives are employed good prediction the typical connected with reflectance variations within a world can be achromatic. Yet, to the perfect of

---

data, nothing connected with today's methods account totally for the truth that also at the degree of the accurate pixels, the consistency of in addition to knowledge ranges. Add thinking about shade power, a method of measuring shade knowledge reliability. Color can be an important warning for computer vision in addition to image management connected themes, like function extraction, man computer connection, and shade look models. Colors affecting images are established by the intrinsic assets of items and materials, as well for the reason that color on the illuminant. For any robust color-based process, the consequences on the light really should be impeded out. Shade Constancy would be the capacity to achieve the correct colors, alone on the illuminant included in the scene. Human standpoint possesses all-natural capacity to repair large ramifications on the gentle resource. But, the task that's connected with this power is just not even totally understood. Precisely the same process isn't unimportant in order to equipment imaginative and prescient vision methods in a unconstrained arena.

## II. ADAPTIVE HISTOGRAM EQUALIZATION

Regular histogram equalization uses the associated change while using picture histogram to help convert almost all pixels. This operates great after the team connected with pixel rates is comparable through the image. Nonetheless, once the picture get regions that are considerably gentle or richer than all of the picture, the variance in these kinds of areas will not be adequately enhanced. Adaptive histogram equalization (AHE) improves for this by changing each pixel which has a transformation function according to a area. As soon as the picture element containing the pixel's spot is rather typical, his or her histogram can certainly truly possibly be firmly peaked, plus the change purpose may well approach the slim selection of pixel rates towards the whole selection of the impact image. That creates AHE to help around raise little portions of audio in generally typical elements of the graphic. This technique put on obtain larger contrast in the images. It ranges from histogram equalization in regards to that the flexible approach make the computation of the numerous histograms, every corresponding to another phase in the picture, and utilize to reallocate the lightness rates in the image. It's therefore perfect for to improve region contrast of an graphic along with put across more aspect.

## III. TECHNIQUES OF COLOR CONSTANCY

Color constancy techniques operate the knowledge furnished through image pixels that can help execute products and light estimation. These pixels integrate equally spatial along with shade information Recently it has been

observed which usually spatial information doesn't provide any more data in relation to illumination viewpoint that is not received directly from your color posting. Techniques connected with color constancy are:

1. Gray World
2. White Patch
3. Gray Edge 1<sup>ST</sup> Order Derivative
4. Gray Edge 2<sup>ND</sup> Order Derivative
5. Gamut Mapping
6. Color Cat

### 3.1 Gray World

Gray-World shall be well-known shade constancy approach while using prediction which usually thinks the most popular reflectance associated with areas for the globe is really achromatic. That could prediction is really utilized perfectly: in the real-world photo, it is often correct you could find always a crucial amount distinctive color variants. This variants in coloring are incomplete and self-sufficient, the regular could converge toward suggest selling price, dull, by shown an enough selection of samples. Gray-World is going to be well-known shade constancy process while using forecast which usually thinks the most popular reflectance regarding places for the globe is usually clearly achromatic. That will forecast is usually clearly utilized flawlessly: in a very real-world photo, it is often right you could find generally a crucial amount certain color variants. That variants in coloring are incomplete and self-sufficient, the conventional could converge toward recommend giving price, boring, by revealed an enough variety of samples. color managing techniques may perhaps apply that hypothesis through making the images to really have one common suggest boring cost due to Red, Healthy, and Orange components. In case a photograph is taken by using a camera below a clear light natural environment, the effectation in the particular mild cast could be eradicated through enforcing the boring earth hypothesis for the image. As a result of estimate alongside in the scene is usually significantly nearer towards the real scene.

### 3.2 White Patch

Whitened Location process attempts to uncover the things which might be truly dazzling, within your own scene; by say the white wines pixels are likewise the best ( $I = R+G+B$ ). White Position strategy could possibly be normal for the Shade Regularity version, looking for your lightest spot to make use of as some type of white research a lot like how the buyer aesthetic approach does. In Gentle Area economical through the picture could possibly be white. White Position algorithm is best suited for natural ecologically class.

### 3.3 Gray Edge 1<sup>ST</sup> Order Derivative

Throughout dreary Area purchase derivative 4-neighbouring pixels are considered as. The earliest derivative-based facet recognition owner to acquire image factors by query the photo gradient price ranges, such about example Roberts's agent, Prewitt operator.

### 3.4 Gray Edge 2<sup>ND</sup> Order Derivative

The 8-neighbouring pixels are believed. Unlike 4-connected, in 8-connected much more information for picture modification can be had. Gray Side applying to receive form won't proof to acquire efficient since each pixel locations its 4-neighbouring pixels. Consequently, in this technique not definitely all data may be had with regard to color changes.

### 3.5 Gamut Mapping

The real gamut mapping algorithm is simply about muscles almost all encouraging ways to reach computational shade constancy. Nonetheless, to time frame, gamut mapping algorithms are connected with the by making use of pixel philosophy to estimate the illuminant. Gamut mapping is generally extensive to provide in the actual numerical nature involving photos Gamut mapping is usually approach that is certainly on such basis as the questions, that for certain source connected with light within real-world graphics, only the constrained quantity of tones is seen. Because on this, divergence inside color connected with illuminance gains in sudden positive change in the tones associated with an image. The term often called canonical field is well-read from your workout collection determined since constrained pair of tones that develops under specific source of light. Qualified class includes various variety of images. Then suggestions gamut may be made for almost any feedback graphic, which could be applied as pair of tones for the illuminant shade to record the suggestions image. Couple of mappings may be assessed by way of the canonical gamut plus the feedback field that programs the suggestions gamut completely within the canonical field. Out in the possible question mappings, among the mappings should certainly be chosen whilst the expected source of light. Finally, effect image is created by chosen mapping can be utilized to make the issue image.

### 3.6 Color Cat Approach

It is a novel basically and accurate-based technique according to applying greater shade histogram costs as features and in regards to the uniformity in regards to the probable light values. The approach is termed Color pussy-cat (CC) along with yes the thought outperforms most of the different strategies as regards to precision along with computation selling price hence mixing possibly the most

beneficial attributes regarding each primary shade constancy method teams.

## IV. PROPOSED METHODOLOGY

- Step: 1 First of all take image and evaluate the color channels.
- Step: 2 Find normalized values of each channels.
- Step: 3 Evaluate cc values.
- Step: 4 Normalize image using color cat values.
- Step: 5 Apply adaptive histogram adjustment.
- Step: 6 Apply saturation weighting.
- Step: 7 Return restored image
- Step: 8 finally evaluate parameters.
- Step: 9 Stop.

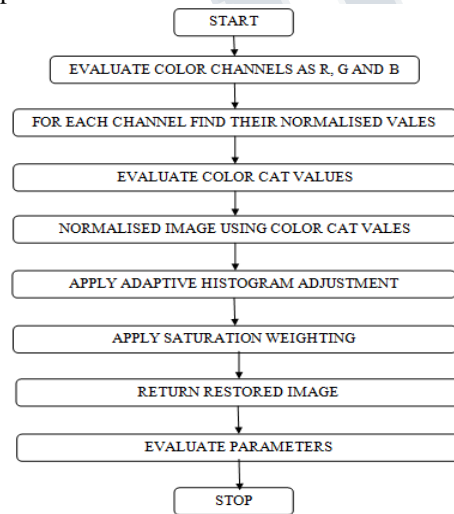


Fig: 1 Flowchart of the proposed algorithm

**Experiment Setup:-** To be able to apply the proposed algorithm, design and implementation has been done in MATLAB using image handling toolbox. Outcome showed that our proposed strategy gives greater results than the present techniques.



(a) input picture

(b) Existing technique

(c) Proposed Color Cat method



(a) input picture (b) Existing technique (c) Proposed Color Cat method  
**Fig: 2 : Experimental Results**

**V. PERFORMANCE EVALUATION:**

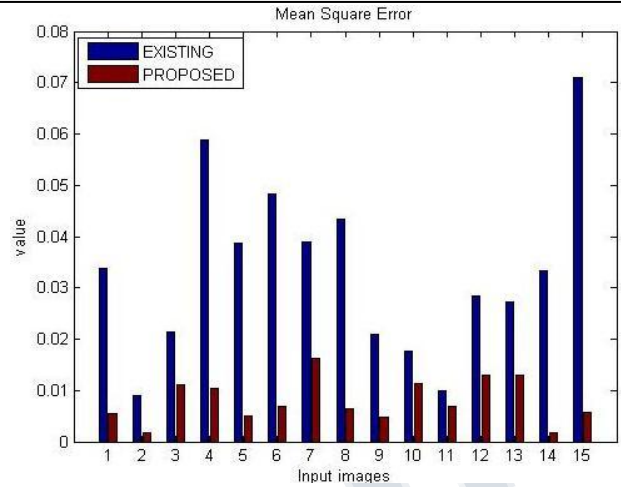
This section contains the mix validation between present and planned techniques. Some well-known picture performance variables for electronic pictures have already been picked to show that the performance of the planned algorithm is very better than the existing methods.

**1. Mean square error:-**

Mean square error is a chance function corresponding to the expected price of the squared mistake reduction or quadratic loss. It indicates the comparison among proposed and the present strategy predicated on Mean squared mistake is featuring the quantized examination of the mean sq error. As mean sq error must be decreased which means proposed algorithm is featuring the better benefits compared to the available techniques as mean square error is less in every case.

**Table 1: Mean square error**

INPUT IMAGES	EXISTING RESULT	PROPOSED RESULT
1.	0.0339	0.0054
2.	0.0091	0.0017
3.	0.0215	0.0112
4.	0.0589	0.0103
5.	0.0387	0.0051
6.	0.0482	0.0069
7.	0.0389	0.0162
8.	0.0433	0.0064
9.	0.0210	0.0047
10.	0.0176	0.0113
11.	0.0099	0.0069
12.	0.0285	0.0129
13.	0.0272	0.0129
14.	0.0333	0.0018
15.	0.0710	0.0058



**Fig: 3 : has shows the quantized analysis of the mean square error of different images.**

**2. Root Mean Square Error:-**

Table 2 is featuring the relative evaluation of the basis suggest square error. As RMSE must be maximized; therefore the key goal would be to decrease the RMSE around possible. Table 2 has clearly shown that the RMSE is minimal in case of the proposed algorithm thus proposed algorithm is providing better effects compared to the available methods.

**Table 2: Root Mean Square Error**

INPUT IMAGES	EXISTING RESULT	PROPOSED RESULT
1.	0.1842	0.0736
2.	0.0953	0.0418
3.	0.1467	0.1061
4.	0.2427	0.1015
5.	0.2363	0.0716
6.	0.1968	0.0830
7.	0.2195	0.1274
8.	0.1973	0.0800
9.	0.2080	0.0683
10.	0.1328	0.1061
11.	0.0997	0.0828
12.	0.1687	0.1134
13.	0.1648	0.1135
14.	0.1826	0.0422
15.	0.2665	0.0762

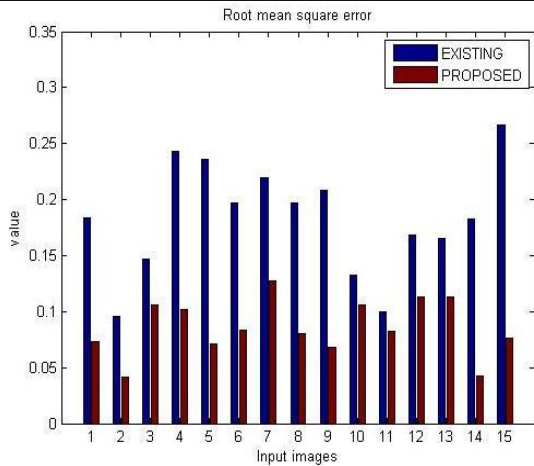


Fig: 4 :has shows the quanized analysis of the Root mean square error of different images.

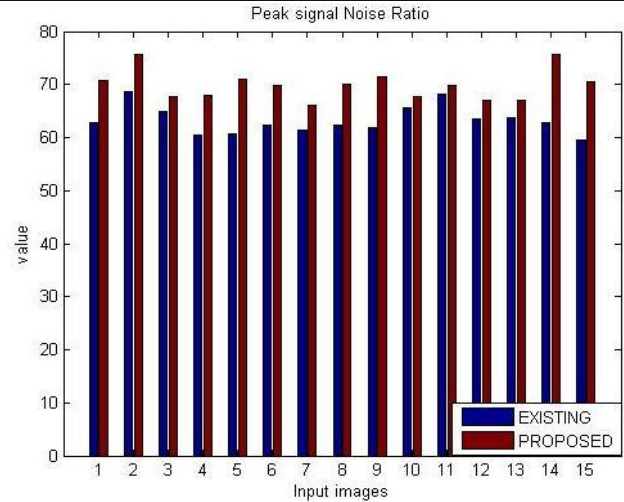


Fig 5 :. hasshows the quantized analysis of the Peak signal noise ratio of different pictures.

### 3. Peak Signal to Noise Ratio:-

Peak signal-to-noise ratio may be the proportion between the most possible energy of a sign and the energy of corrupting noise that affects the fidelity of their representation. As much signals have a broad vibrant selection ,PSNR is usually stated in terms of the logarithmic decibel scale. It is featuring the comparative evaluation of the Peak Indicate to Sound Percentage (PSNR). As PSNR must be maximized; so the main purpose is to boost the PSNR around possible.

Table 3: Peak Signal to noise ratio

INPUT IMAGES	EXISTING RESULT	PROPOSED RESULT
1.	62.8244	70.7879
2.	68.5473	75.7072
3.	64.8019	67.6202
4.	60.4300	68.0017
5.	60.6606	71.0327
6.	62.2483	69.7452
7.	61.3018	66.0272
8.	62.2279	70.0721
9.	61.7692	71.4389
10.	65.6640	67.6188
11.	68.1573	69.7683
12.	63.5859	67.0376
13.	63.7903	67.0291
14.	62.9011	75.6313
15.	59.6172	70.4950

## VI. CONCLUSION:

The new approaches for color constancy have already been considered for evaluation purpose. The related methods to color constancy demonstrate that the use of adaptive histogram adjustment is ignored in color cat but its use might decrease the unequal illuminate issue of color constancy. The color cat algorithm might introduce low power picture, therefore saturation weighting based calculations are expected to be incorporated with it. The use of hybrid shade constancy approach can be ignored in the absolute most of existing literature. Therefore to deal with this problem in that report a brand new incorporated color cat method is proposed in that dissertation. The new method has used color normalization and saturation weighting as post processing of shade cat to lessen the effect of unequal illuminate and bad brightness. The entire benefits has shown the effectiveness of the proposed technique. That function hasn't considered the effect of numerous kind of sounds on the insight picture, therefore in not too distant future a brand new approach will undoubtedly be proposed to boost the outcomes further.

## REFERENCES

- [1] A. Alahi, R. Ortiz, and P. Vanderghyest. FREAK: Fast Retina Keypoint. CVPR, 2012.
- [2] R. Arandjelovic and A. Zisserman. Three things everyone should know to improve object retrieval. CVPR, 2012.
- [3] K. Barnard. Improvements to gamut mapping colour constancy algorithms. ECCV, 2000.

- [4] K. Barnard, L. Martin, A. Coath, and B. Funt. A comparison of computational color constancy algorithms part 2: Experiments with image data. TIP, 2002.
- [5] J. T. Barron, P. Arbelaez, S. V. E. Ker ´ anen, M. D. Biggin, D. W. Knowles, and J. Malik. Volumetric semantic segmentation using pyramid context features. ICCV, 2013.
- [6] S. Bianco and R. Schettini. Color constancy using faces. CVPR, 2012.
- [7] A. Chakrabarti, K. Hirakawa, and T. Zickler. Color constancy with spatio-spectral statistics. TPAMI, 2012.
- [8] M. Everingham, L. Gool, C. K. Williams, J. Winn, and A. Zisserman. The pascal visual object classes (voc) challenge. IJCV, 2010.
- [9] P. Felzenszwalb, R. Girshick, D. McAllester, and D. Ramanan. Object detection with discriminatively trained part based models. TPAMI, 2010.
- [10] Chakrabarti Ayan, Hirakawa Keigo, and Zickler Todd, "Color Constancy with Spatio-Spectral Statistics", IEEE Transactions vol. 34, no.8, 2012.
- [11] Bianco Simone, and Schettini Raimondo, "Color Constancy Using Faces", IEEE, 2012.
- [12] Jonathan Cepeda-Negrete, and Raul E. Sanchez-Yanez, "Combining Color Constancy and Gamma Correction for Image Enhancement" IEEE, 2012.
- [13] Choudhury, Anustup, and Gerard Medioni, "Color Constancy Using Standard Deviation of Color Channels," Pattern Recognition (ICPR), 2010 20th International Conference on. IEEE, 2010.
- [14] Teng, SJ Jerome, "Robust Algorithm for Computational Color Constancy." Technologies and Applications of Artificial Intelligence (TAAI), 2010 International Conference on. IEEE, 2010.
- [15] Lu, R., Gijzenij, A., Gevers, T., Van De Sande, K., Geusebroek, J. M., & Xu, D. (2009, November), "Color constancy using stage classification". In Image Processing (ICIP), 2009 16th IEEE International Conference on (pp. 685-688). IEEE.