

Free Space Optics Link Performance Comparison at Variable Data Rates

^[1] P Mahesh Kumar, ^[2] Mr. P.Rangaswamy

^[1] Student, ^[2] HOD, Department of Electronics and Communication Engineering
Srinivasa College of Engineering and Technology, kurnool, India

Abstract:- FSO innovation offers the capability of broadband correspondence limit utilizing unlicensed optical wavelengths. FSO is an autonomous convention that can be settled to any system topology. Regardless of the possibility that an observable pathway state of Free Space Optics (FSO) is fulfilled, environmental instigated blurring, dissipating, and lessening may seriously disintegrate the accessibility of the correspondence interface. In this paper the proposed FSO connect with interface scope of 500 meters and at wavelength of 1550 nm is reproduced under powerless turbulence conditions and the connection execution is assessed at various information rates.

Keywords: Divergence, Free Space Optics (FSO), turbulence

I. INTRODUCTION

When all is said in done we have numerous alternatives for information correspondence in the current innovation today. There First is fiber optic link innovation. It is the best decision in the media communications industry. Fiber is the most solid for some applications in different ranges in correspondence network [7]. Be that as it may, utilizing fiber optic is to a great degree uneconomical. This is on account of the expenses of trenching road to lay filaments are too much high. Another choice is radio recurrence (RF) innovation. RF is a develop innovation, however is constrained in information rate, requires FCC permitting [7] and is exorbitant with respect to different get to. RF innovation can't scale to 2.5Gbps. FSO development offers the capacity of broadband correspondence constrain using unlicensed optical wavelengths. FSO is a self-sufficient tradition that can be settled to any framework topology. Notwithstanding the likelihood that a perceptible pathway province of Free Space Optics (FSO) is satisfied, ecological induced obscuring, disseminating, and decreasing may genuinely break down the availability of the correspondence interface. In this paper the proposed FSO associate with interface extent of 500 meters and at wavelength of 1550 nm is replicated under frail costing all things considered one-fifth the cost of introducing fiber optic link. The earthly FSO frameworks join some invaluable abilities of fiber optics (high information rates, no shared impedance between the FSO systems, and difficult listening in on transmitted information), and radio recurrence hardware (remote availability, quick and simple establishment, and moderately low cost)[8]. This investigation is focused on engendering investigation of FSO under climate condition for open

air framework, particularly managing barometrical impact and aggregate lessening. The air impact can be isolated into 2 classes: [3] climatic lessening and environmental turbulence. Scattering due to water turbulence conditions and the association execution is evaluated at different data rates., droplets (rainfall) effect is called non-selective scattering. This disseminating is a wavelength autonomous process. Mie dissipating overwhelms add up to dispersing coefficients on murkiness days. Mie disseminating impact relies upon wavelength. The framework parameters to examine the FSO Link execution can be separated into 3 classifications: outline, wild execution parameters [7]. Outline parameters are identified with plan of the FSO framework, for example, wavelength, gap estimate, pillar dissimilarity and connection run. The selection of wavelengths, difference point, recipient domain, transmitter area and detachment among transmitter and gatherer can be changed as per restrict the decreasing effect on FSO. Wild parameters are related to atmosphere conditions. Wild parameters on rain conditions consolidate precipitation rate and traverse of raindrop. The wild parameters of foggy conditions are related to detectable quality. In this way, impedance and disturbance could occur in the correspondence strategy. Before the foundation method of FSO on tall structures, ordered examination of atmosphere conditions must be finished. This is to ensure FSO will work with satisfactory transmission control and insignificant setbacks, despite in the midst of dreadful atmosphere conditions

All in all free space optical innovation that utilizations imperceptible light emissions over the air (rather than fiber optic link) to convey dependable high-data

transmission associations more cost successfully and rapidly than customary physical fiber frameworks. In conventional FSO innovation a solitary light source transmits to a solitary collector. These frameworks ordinarily have a throughput of 1 Gb/s or considerably more information rate. Commonly, the optical handsets are mounted on building housetops or set in vast windows. FSO handset framework is appeared in the figure 1[4]. For the FSO connect, the handset comprises of a laser transmitter and an optical indicator to give full duplex capacity.

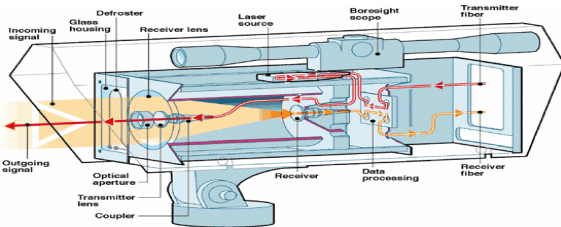


Figure 1. Free Space Optics transceiver system [4]

II. SYSTEM DESCRIPTION

The block diagram of FSO link used to study the performance of the link for simulation is shown in the figure 2. When all is said in done for reproduction handle we are utilizing recreation bundle optimism . The base Q figure for ideal connection execution ought to be no less than 18 dB and the BER ought to be not exactly or square with 12 The optical transmitter includes a data generator and NRZ modulator, and as pecifically directed LED at wavelength 1550nm. Optical power at the transmitter is 1.3 dBm. The FSO associate has a range or division of 500 meter run The optical recipient is a PIN diode and execution is by a researched by BER Tester. At first data rate of 1.25 Gbps is used for diversion with the association length of 500 meters.,Q variable and BER and eye diagram is examined. we have analyzed the effect of fluctuating data rate on BER, Q consider keeping all other association parameters reliable. We endeavored to watch the effect fluctuating the data rate upon system execution, reenactment happens are gotten for different data rates upto 8.5 Gbps associate speed. It was watched that for the data rate of 2.5 Gbps, Q figure for the system stays more like 18dB at data rate 2.5 Gbps for NRZ that exhibits a better than average execution of FSO structure. Table 1 Shows the results of simulation for different data rates.The eye diagrams for for different data rates are shown in figure4-8(a)

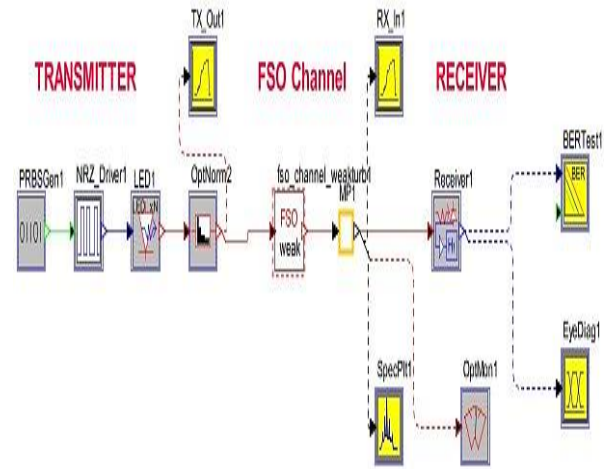


Figure 2: Proposed FSO Link

III. RESULTS AND DISCUSSION

Considering that the base acknowledged estimation of BER for remote connection is 10-12 and Q component ought not be under 17dB, From table 1 plainly expanding the information rate past 2.5Gbps causes noteworthy corruption in the execution of connection and the connection can give tasteful execution at information rates beneath 2.5Gbps. Figures 3-8 demonstrates the eye outlines taken at various information rates. From the eye graph perception one might say that the educational moves toward becoming smaller (poor execution) with increment in information rates. Table 1 indicates recreation consequences of the FSO Link at different information rates for NRZ Modulation plot. It can be finished up from the table that the worthy information rate is 2.5 Gbps.This is affirmed from the outcomes appeared in figures 3 to figures 8.

IV. CONCLUSION

The connection scope of 500 meters is accomplished by the reenactment of the proposed FSO interface utilizing NRZ balance plot at 1550nm.The outcomes demonstrates that the FSO connection can accomplish an agreeable connection execution with greatest quality variable Q2 of 16.9 with BER of 1.2462×10^{-12} at the most extreme piece rate is 2.5Gbps. By changing the bit rate past 2.5Gbps of the framework display the BER and Q figure wind up plainly poorer.

SIMULATION RESULTS OF THE FSO LINK AT VARIOUS TES FOR NRZ MODULATION SCHEME.

S.No	Parameter	Link length (L) in meters	BER	Q value (dB)
1.	1.25	500	8.5274e-058	2.4073e+001
2.	1.5	500	6.1986e-041	2.2507e+001
3.	2.5	500	1.2462e-012	1.6907e+001
4.	3	500	8.3006e-008	1.4376e+001
5.	3.5	500	2.2302e-005	1.2218e+001
6.	4.5	500	4.6954e-002	4.4810e+000
7.	5.5	500	2.5576e-002	5.8016e+000
8.	7	500	4.6552e-002	4.5023e+000
9.	8.5	500	6.0444e-002	3.8126e+000

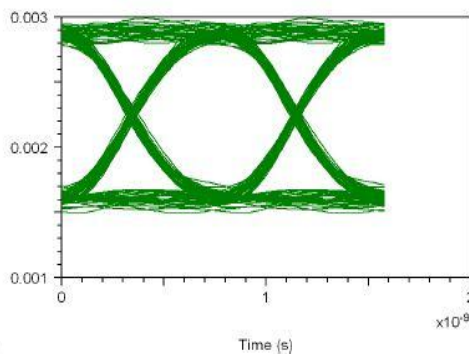


Figure 3 Eye Diagram at 2.5 Gbps for Link length=500m, wavelength of 1550nm

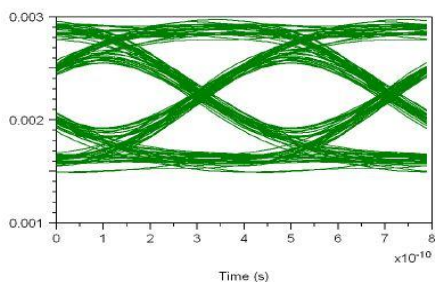


Figure 4. Eye Diagram at 1.5 Gbps for Link length=500m, wavelength of 1550nm.

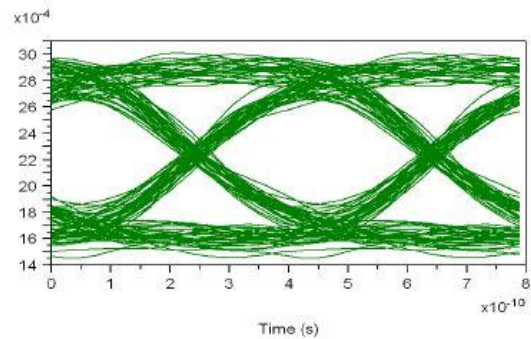


Figure 5(a) Eye Diagram at 2.5 Gbps for Link length=500m, wavelength of 1550nm

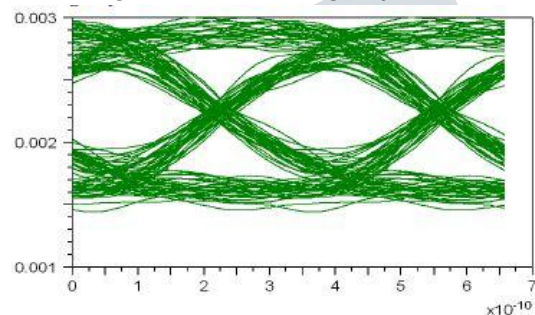


Figure 5(b) Eye Diagram at 3 Gbps for Link length=500m, wavelength of 1550nm

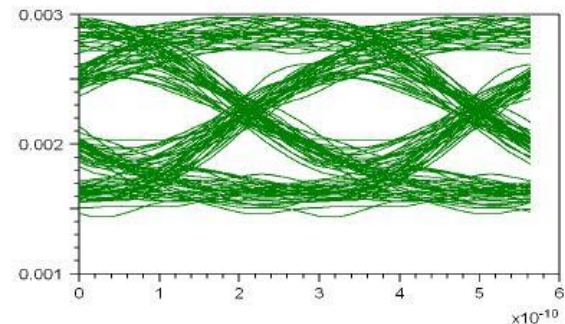


Figure 6(a) Eye Diagram at 3.5 Gbps for Link length=500m, wavelength of 1550nm.

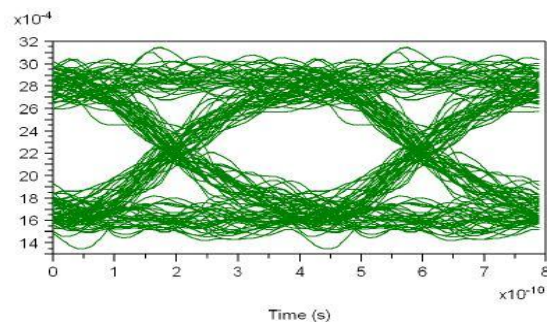


Figure 7(a) Eye Diagram at 5.5 Gbps for Link length=500m, wavelength of 1550nm

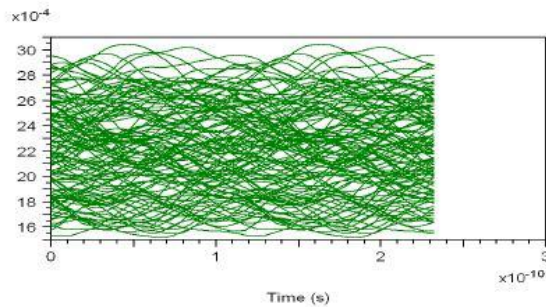


Figure 8 Eye Diagram at 8.5Gbps for Link length=500m wavelength of 1550nm

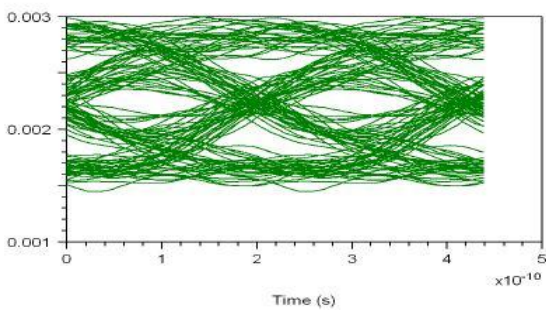


Figure 6 (b) Eye Diagram at 4.5Gbps for Link length=500m wavelength of 1550nm

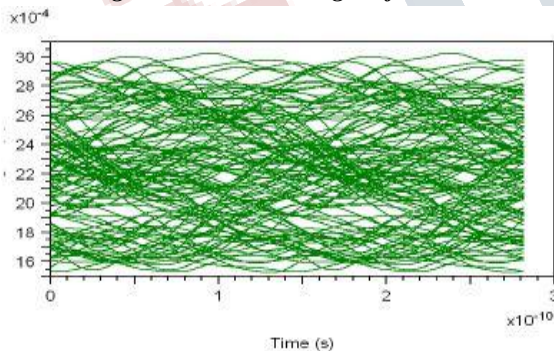


Figure 7 (b) Eye Diagram at 7 Gbps for Link length=500m, wavelength of 1550nm.

REFERENCES

[1] Thomas Plank, Erich Leitgeb, Markus Loeschmigg, "Recent Developments on Free Space Optical Links and Wavelength Analysis", International conference on Space Optics and applications, 2011.

[2] S. Rajbhandari, Z. Ghassemlooy, J. Perez, H. Le Minh, M. Ijaz, E. Leitgeb, G. Kandung and V. Kvicera, "On The Study of the FSO Link Performance under

Controlled Turbulence and Fog Atmospheric Conditions", International conference on Telecommunications, 2011.

[3] Sachin .M.Kale, Asif Kar, "Comparison of the BER performance of coherent and spatially partially coherent light beams in optical wireless systems," 2010.

[4] Vladimir Tejkal, Miloslav Filka1, Jan Šporik, Pavel Reichert, "Possibilities of Increasing Power Budget In Optical Networks" Vol. 1, No. 4, December 2010.

[5] F. Nadeem, B. Geiger, M. Henkel, E. Leitgeb, M. S. Awan, "Comparison of wireless optical communication availability data and traffic data" IEEE 2009.

[6] Ales Prokes, Vladislav Skorpil, "Estimation of Free Space Optics Systems Availability Based on Meteorological Visibility" IEEE 2009.

[7] Carl Brännlund, "High Speed Electronics For Free Space Optical Communication Between Spacecraft," Master Thesis, 2008.

[8] Ehsan Bayaki, Robert Schober, and Ranjan K. Mallik, "Analysis of Free-Space Optical Systems in Gamma-Gamma Fading", IEEE 2008.

[9] Gary Shaulov, Jigesh Patel, Brent Whitlock, Pablo Mena, Robert, "Simulation assisted design of Free space optical" IEEE 2008.

[10] Jia Li, John Q. Liu, and Desmond P. Taylor, "Optical Communication Using Subcarrier PSK Intensity Modulation Through Atmospheric Turbulence Channels" IEEE Transactions on Communications, Vol. 55, NO. 8, August 2007.

[11] Zdenek Kolka, Otakar Wilfert, Dalibor Biolek, Viera Biolkova, "Availability Model of Free-Space Optical Data Link" International Journal of Microwave and optical technology VOL.1, NO. 2, August 2006

[12] Eric Wainright, Hazem H. Refai, And James J. Sluss, "Wavelength Diversity In Free- Space Optics

**International Journal of Engineering Research in Electronics and Communication
Engineering (IJERECE)
Vol 4, Issue 7, July 2017**

To Alleviate Fog Effects,” Proceedings of Spie Vol. 5712. 2005.

[13] S. Sheikh Muhammad, P. Köhldorfer, E. Leitgeb, “ Channel Modeling for Terrestrial Free Space Optical Links”, IEEE, 2005. Gaurav Soni received his B-Tech Degree in Electronics and Communication from Punjab Technical University, Jalandhar in year 2005 and M-Tech degree in Electronics and Communication from D.A.V.I.E.T, Jalandhar. He has 1254 2014 International Conference on Contemporary Computing and Informatics (IC3I).

