

# MQTT Based Warehouse Management System.

<sup>[1]</sup> Priyanka Ramesh Deshmukh, <sup>[2]</sup> Dr.Mrs.Dipashree Bhalerao  
<sup>[1][2]</sup> Dept. of Electronics and Telecommunication  
<sup>[1][2]</sup> Sinhgad College of Engineering, SCOE, Pune, India

---

**Abstract** - IOT is playing important role in our day to day life from last few years and brought about a huge technological development. Message Queuing Telemetry Transport Protocol(MQTT) has emerged as an extremely lightweight publish/subscribe messaging protocol which is mainly designed for IOT and to be used in bandwidth constraint environment. Considering its importance this paper discusses the study of MQTT protocol through the application of smart warehouse system. The designed system makes use of Raspberry pi model B which acts as a network gateway to update the information on the internet for remote monitoring and controlling of storage condition of warehouse through the application of IOT. The user can access the system using the web page on which the storage condition of warehouse along with the box IDs stored are updated periodically which makes it easy to monitor and control the system remotely.

**Index Terms**— IOT, MQTT, Warehouse Management System(WMS ).

---

## I.INTRODUCTION

In recent Years IOT has taken over the world of automation as it has a capability to bring about changes and advancements in the technology. The most important feature of IOT is it makes human to Machine and M-2-M communication possible which is the key to automation leading to the luxurious life that everyone is seeking for in this fast going busy world. It can work in parallel with the existing technologies as well as has its own layers , underlying technologies and protocols developed that makes it highly efficient platform for automation but With the enormous development in IOT there exists number of technologies and protocols working on different layers of IOT which creates a confusion about the suitability of their usage for particular applications. In the IOT applications as far as protocols are concerned the significant difference lies on the application layer protocols so it is important to study and decide which protocol suits our application the best.

Warehouse storage is the most important aspect of the logistic business that is always being ripe of for the productivity . Since the storage condition and the ease of management affects the quality of the goods that are being stored in the warehouse and will be delivered to client. If the product delivered is not as per the standards the entire business can be adversely affected. So to avoid this there should be a well managed and effective storage environment for goods that will maintain the goods quality which in turns results in a good revenue leading to a need to develop an efficient warehouse automation system.

Thus the system presented here is the IOT based warehouse automation system which uses the MQTT protocol ,application layer protocol for IOT, for

communicating the data wirelessly from warehouse to user with low overhead and bandwidth consumption so that the system will be able to work in the bandwidth constraint environment utilizing minimum resources from the connected devices.

This paper divided into six main sections: section II surveys the existing systems and related work section III gives the objectives of this paper section , section IV introduces the MQTT protocol in brief, section V discusses system elements such as Raspberry pi and the sensors used while the implemented system and the test setup along with the access methodology is described in section VI.

## II. LITERATURE SURVEY

As we go through existing systems [1] designed MQTT based home automation system which provides us with the idea of implementation of MQTT in the practical scenarios.[2] discusses every underlying aspect of IOT, right from the layers ,various technologies and protocols working under each of the given layers, different simulation softwares, operating systems, coding languages to the various development environments along with the challenges and the issues faced by IOT. Further they have given a clarification about the relation between IOT and the other emerging technologies which includes big data and cloud computing. At the end the research explains the co-operated working of all the IOT technologies with the help of real time example which proves to be really helpful to design and implement the IOT system.[3]and [4] has described various application layer protocol designed for IOT and compares here performances on the basis of different network parameters such as network latency, bandwidth

**International Journal of Engineering Research in Electronics and Communication  
Engineering (IJERECE)  
Vol 4, Issue 8, August 2017**

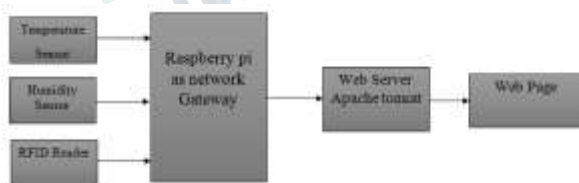
consumption with respective packet loss and different network environments which helps us to decide the suitability of the protocol used for different application.[5] entails various aspects of the warehouse and also describes in brief the types of warehouses which helps in understanding different warehouse operations and requirements along with the use of RFID technology in Warehouse Management system basics of warehouse management system for database management.[6] proposed the warehouse automation system in which they have mainly included the theft detection system along with the smart warehouse management which includes temperature and humidity maintenance of the warehouse. This designed system is accessible from all around the world through the internet but they did not paid attention to the stored goods condition or the database updates so this paper proposes the Warehouse Management System using MQTT protocol which helps the owner of the warehouse to monitor the warehouse conditions all the time and thus to take any controlling actions if required.

### III.OBJECTIVES:

The objectives of this paper are listed below:

- To introduce MQTT protocol which is the lightweight application layer protocol for IOT.
- To utilize the Publish/Subscribe architecture of MQTT protocol in designing the Smart warehouse system.
- To implement globally accessible warehouse automation system based on MQTT protocol .

### IV. SYSTEM DESIGN:



**Fig. 1 System Block-Diagram**

The proposed system shows the warehouse management system based on MQTT protocol. As

shown in figure 1 various sensors such as temperature sensor, humidity sensor and RFID reader EM18 are connected to Raspberry pi which functions as a network gateway. The temperature and humidity sensors readings are given to raspberry pi and it updates them on to the server .This data is made accessible to the user using a web page, so user can check out the environmental conditions of the storage from his own PC or any other device that has an internet access.The RFID reader is used to scan the box IDs that are being included in the tags on the box which are being stored and the database is automatically updated with this stored IDs.

### IV. MQTT

MQTT is application layer protocol for IOT which is used in this project due to its publish/subscribe architecture. It mainly consist of two components such as MQTT clients and the broker. Publisher and the Subscriber are basically the MQTT clients that can either “publish” data on a particular topic to the broker, which is actually a server ,or “subscribe” to a topic of which information is being published. A MQTT client can any device starting from a micro controller going far up to the server level which has a MQTT library running on it and can be connected to an MQTT broker using any kind of network. Broker connects the publisher and the subscriber which sends the messages published by the publisher to all the subscribers who have already subscribed to that topic. Thus we can say broker creates the channel for each subscriber to receive the messages that are being published by the publisher.



**Fig. 2 MQTT Architecture**

Figure-2 shows the general architecture of the MQTT protocol in which the Publisher is publishing the message relating to the topic temperature. The subscriber has subscribed to the broker for the same temperature topic. As soon the message is published by the publisher on this topic the message is automatically sent to the subscriber via broker. For security MQTT uses TLS/SSL (Secure Sockets Layer) which is default in HTTP transactions and three

levels of QOS which ensures the secured and guaranteed message delivery by having different conformable services.

**V. SYSTEM ELEMENTS**

**A. RASPBERRY PI 3 MODEL B:**

The Raspberry pi 3 is a third generation Raspberry pi. It is very compact system on chip(SOC) but is furnished with unique features and interfacing properties that gives it ability to interface with variety of sensors .In this project it is used to take data from various sensors that has been interfaced to it via MCP 3204 which is 4 channel ,12-bit ADC And then updates it on to the web utilizing the Apache tomcat server and MQTT protocol so that the data is accessible to the user from web page anytime.

Features:

It consist of 64-bit 1.2GHz Quad-core ARM Cortex-A53 processor with 1GB RAM and runs on The Rasbian Jessie OS.It takes 5V1, 2.5A to power on and has 4 USB2.0 ports and one 10/100 Base Ethernet socket and 40 GPIO pins for multiple use. For wireless connectivity it has in built Wi-Fi module 802.11 b/g/n wireless LAN and Bluetooth 4.1.

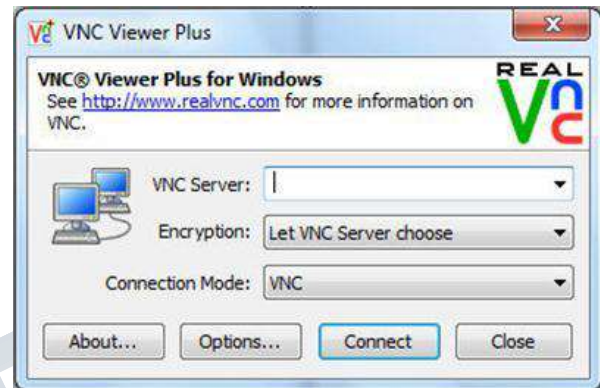


**Fig. 3 Raspberry Pi 3 Model B**

**B. VNC VIEWER :**

In computing, Virtual Network Computing (VNC) is a graphical desktop sharing system which is used to get remote access to another computer.Unlike other terminal softwares such as putty ot hyperterminal which gives access to the Command Line Interface VNC viewer directly makes Graphical User Interface

(GUI) of OS available to user which makes the access easy. Here we have insatlled the VNC server on the Raspberry Pi board and then by running the VNC viewer on our PC or Laptop we can get GUI of Raspberry Pi on our PC.



**Fig. 4 VNC Viewer connection GUI**

**C. APACHE SERVER:**

It is an embedded web server which is used to make the data available at local server and an be easily accessed by the user.




**Fig. 5 Apache Server**

**D. DHT 11:**

DHT11 digital temperature and humidity sensor is a composite Sensor contains a calibrated digital signal output of the temperature and humidity which is used to monitor the storage environment. It is small-sized ,works on 3.5-5.5V supply and consist of only 4-pins such as pin1 is for VDD ,Pin2 is used for serial data output, pin3 has No Connection while fourth pin is GND.

Features:

It has 16-bit resolutions with  $\pm 5\%$  RH accuracy and  $\pm 2^\circ\text{C}$  temp accuracy at  $25^\circ\text{C}$ .



**Fig.5 Temperature and Humidity Sensor DHT11**

E. RFID Reader- EM18:

It is the RFID reader which is used to read the tag IDs of the boxes containing the fruits/vegetables that are being stored in particular shelf. The Reader module works on 125KHz and comes with an on-chip antenna. It can be powered up with a 4.6-5.5V power supply and can read upto 100mm distance.

## VI. IMPLEMENTED SYSTEM AND METHODOLOGY

### A. HARDWARE SETUP:

- Raspberry Pi 3 model B running on Rasbian Jessie OS.
- Sensors :
  - DHT11 : Temperature and Humidity Sensor.
  - EM-18 : RFID Tag Reader .
  - Ethylene Gas sensor.
- Laptop acting as a Mqtt Subscriber



**Fig.7 Implemented System Setup**

The system implementation starts from the warehouse area where we have mounted a Raspberry Pi module to which various sensors are interfaced. Different readings acquired by these sensors are processed and published by the Raspberry Pi and is being pushed to the subscribed users and simultaneously is saved on the database server using MySQL by means of lightweight MQTT protocol. On the subscriber side the user, can subscribe to the topic he is interested in, here we can say the particular rack in the warehouse and can get the details of that particular rack on his own device having an internet connection from where he can monitor the whole storage environment and the box IDs that are being stored in the warehouse.



**Fig.8 Results of MQTT Implementation**

The test results of the message published by the publisher installed on the raspberry pi and message is being received on the user side which has subscribed to that warehouse are shown in figure 8

## CONCLUSION

In this project we tried to design the warehouse automation system which can be monitored remotely through web page. It uses the lightweight MQTT protocol for communicating the data on to the web page. Due to use of the MQTT the system can also be used by using a android device using the android applications such as My MQTT, MQTT Dashboard , MQTT client etc. The whole encoding and Decoding programs are mounted on Raspberry pi and to analyse the parameters like Temperature, Humidity and Tag IDs we have used Temperature, Humidity sensors and RFID tag reader respectively. The ease of accessibility and the use of low overhead MQTT protocol makes the system efficient to be used in actual working environments.

**International Journal of Engineering Research in Electronics and Communication  
Engineering (IJERECE)  
Vol 4, Issue 8, August 2017**

---

#### FUTURE WORK

We can improve the storage system by adding some controlling part using the publish/subscribe architecture of MQTT making the subscriber acting as a publisher too to control the conditions in warehouse. The system can make more secure using MQTT-S which is more secure version of MQTT protocol.

#### ACKNOWLEDGEMENT

Dr.Mrs.D.M.Bhalerao, P.R.Deshmukh authors would like to thanks to Management, Principal and Head of Department of Electronics and Telecommunication of Sinhgad College of Engineering, Pune for their constant support. Authors also would like to thanks to their family member for their constant support and encouragement.

#### REFERENCES

1. Yuvraj Upadhyay ,Mr.Amol Borole, and Mr.D.Dileepan (2016) IEEE Symposium on Colossal Data Analysis and Networking (CDAN) "MQTT Based Home Automation System" Pages: 1 - 4.
2. Mohammed Aledhari, Mehdi Mohammadi,Ala Al-Fuqaha, Mohsen Guizani, Moussa Ayyash.(2015) IEEE communications surveys & tutorials . january 2015 "Internet of Things: A Survey on Enabling Technologies, Protocols and Applications".
3. Dinesh Thangavel, Xiaoping Ma, Alvin Valera, Colin Keng-Yan TAN (2014) IEEE Ninth International Conference On Intelligent sensors, sensor Networks And Information Processing [ISSNIP] Symposium On Sensor Networks "Performance Evaluation of MQTT and COAP via a Common Middleware" Pages: 1-6
4. Yuang Chen, Thomas Kunz (2016) IEEE International Conference on Selected Topics in Mobile & Wireless Networking (MoWNeT) "Performance Evaluation of IOT Protocols under a Constraint Wireless Access Network" Page: 1-7
5. Rao Aamir Khush Naseeb, Nuzhat Younis ,Sajid Hussain,Uzma Kausar. (2013) International Journal of Management Sciences and Business Research "Next

Big Thing: Voice Centric and RFID base Warehouse Management System" Vol-2.

6. Gondchawar, Prof. Dr. R. S. Kawitkar (2016) International Journal of Advanced Nikes Research in Computer and Communication Engineering "IoT based Smart Agriculture" Vol. 5.