

# Greenhouse Monitoring Using Advance Sensors and Biogenetic Technology

Mayur Hulke

7<sup>th</sup> Semester, Department of electronics engineering  
Shri Ramdeobaba College of Engineering and Management, Nagpur

**Abstract:--** Agriculture in India is faced with many dare such as more production of food on fewer acres to keeping to outdated farming technologies. We can make rely farming on sensor technology. Sensor network has elaborated advantages in greenhouse environment. The technology shows that the network stability is good, the data is consistent with real conditional environment, and thus sensor technology can meet the requirements in the applications.

**Keywords:-** biogenetic, sensors, magnetic, vertical farming

## I. INTRODUCTION

The paper solution's simple, with modern greenhouse Sensor technology. Greenhouse avails a monitored and controlled environment. so,a question arise what's going to be different with this ?we peruse to form a integrated Modern greenhouse with sensors that will Monitor temperature, soil moisture and regulate the Water supply which is channel through drip lines. The System is powered by solar panels and can also respond witha abstract of greenhouse climate parameters. Sensors are used to monitor physical and environmental Parameters such as temperature, pressure and moisture Content in the field. Sensing unit has sensors and analog to digital converter (ADC) to convert analog sensed Signal to digital data.

World's 70% of water bis been provided for agriculture all over the world. India ranks second largest in farming in world with much less technology. A research has been made that 13.7% of gdp goes for agriculture in india in 2013.it exports 39 billion dollar i.e it is the 7<sup>th</sup> largest exporter worldwide and sixth largest net exporter which could make india to first rank in world for agriculture . also largest producer for fresh fuits, vegetables, ,spices, milk, etc. second largest producer of dry fruits, textile raw materials such as roots, tubercrops, pulses, cofee, cotton, etc. India is at second rank.as agriculture has slower growth and productivity with much more technology we could make india's rank at the first position.

## II. REMOTE SENSOR

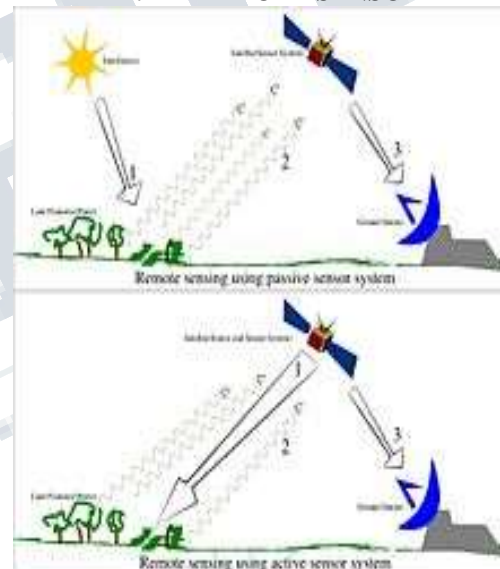


Fig 1.1

Remote sensing crops has proved to be an important factor in agriculture.it refers to a imaginary taken from field where the incident electromagnetic radiation is generally sunlight. When sunlight hits the surface of the crop, light will be reflected depending on the wavelength of the light. The most common remote sensing technique used in farming is spectral reflectance measurement where it is measured as a function of wavelength. The wavelengths measured in most applications cover the visible (400-700 nm) to near infrared (700-2500 nm) regions of the electromagnetic spectrum.

### III. ELECTROCHEMICAL SENSOR

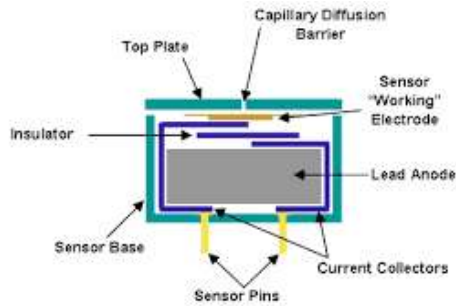


Fig 1.2

The most important application of electrochemical sensors in agriculture is the direct measurement of soil chemistry through tests such as pH or nutrient content. Soil testing is important to obtain crop production and produce quality, tasty food. Two types of electrochemical sensors are commonly used to measure the activity of selected ions ( $H^+$ ,  $K^+$ ,  $NO_3^-$ ,  $Na^+$ , etc.) in soil. Almost every sensing technique can have an application in agriculture.

### IV. SILICON BAND GAP TEMPERATURE SENSOR

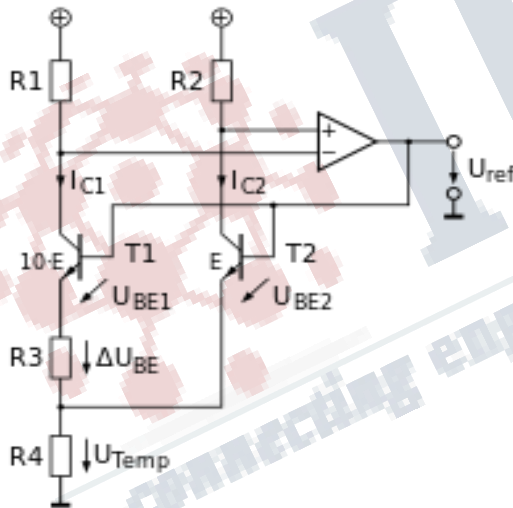


Fig 1.3

The silicon band gap temperature sensor is an extremely common form of temperature sensor used in electronic equipment. Its main advantage is that it can be included in a silicon integrated circuit at very low cost. The principle of the sensor is that the forward voltage of a silicon diode, which may be the base-emitter junction of a bipolar junction

Transistor (BJT), is temperature-dependent, according to the following equation:

$$V_{BE} = V_{G0} \left(1 - \frac{T}{T_0}\right) + V_{BE0} \left(\frac{T}{T_0}\right) + \left(\frac{nKT}{q}\right) \ln\left(\frac{T}{T_0}\right) + \left(\frac{KT}{q}\right) \ln\left(\frac{I_C}{I_{C0}}\right)$$

T = temperature in kelvin

T<sub>0</sub> = reference temperature

V<sub>G0</sub> = band gap voltage at absolute zero

V<sub>BE0</sub> = band gap voltage at temperature T<sub>0</sub> and current I<sub>C0</sub>

K = Boltzmann constant

q = charge on an electron

n = a device-dependent constant

By comparing the band gap voltages of two junctions at the same temperature, but at two different currents, I<sub>C1</sub> and I<sub>C2</sub>, many of the variables in the above equation can be eliminated, resulting in the relationship:

$$\Delta V_{BE} = \frac{KT}{q} \cdot \ln\left(\frac{I_{C1}}{I_{C2}}\right)$$

Note that the junction voltage is a function of current density, i.e. current/junction area, and a similar output voltage can be obtained by operating the two junctions at the same current, if one is of a different area to the other.

A circuit that forces I<sub>C1</sub> and I<sub>C2</sub> to have a fixed N:1 ratio, gives the relationship:

$$\Delta V_{BE} = \frac{KT}{q} \cdot \ln(N)$$

An electronic circuit, such as the Brokaw band gap reference, that

measures  $\Delta V_{BE}$  can therefore be used to calculate the temperature of the diode. The result remains valid up to about 200 °C to 250 °C, when leakage currents become large enough to corrupt the measurement. Above these temperatures, materials such as silicon carbide can be used instead of silicon.

### V. BIOSENSOR

Biosensors have widely investigated for detecting chemical contaminants and food-borne pathogens. Current bacteria detection method. The biosensor is a combination of a bimolecular recognition element that recognizes and reacts with target pathogen. There are four main types of transducer used in biosensors which are mostly used in biosensors namely electrochemical, optical, thermal transducer and acoustic wave (AW) device. In biomedical development and peptides have long been used as biological recognition structures.

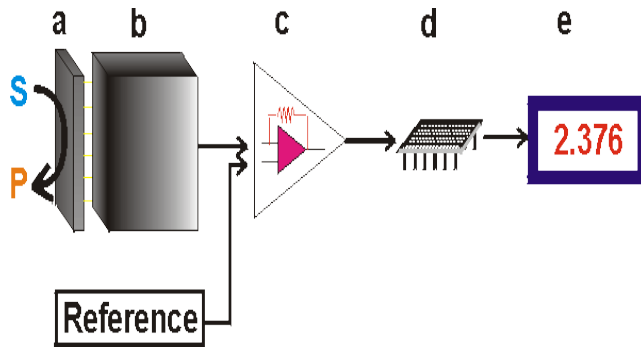


Fig 1.4

## VI. WIRELESS SENSOR

The advance wireless technology sensor have developed. It is used to enable to new precision in agriculture practice. Wireless sensor network contain radio frequency trans receiver. Soil, water, ion and VOC sensor, microcontroller global positioning sensor and power source are designed and are undergoing field trails .this technology is providing revolutionary that means for Observing ,accessing and controlling agricultural practices. This technology is in its earliest development stage




Fig 1.5  
VII.LEAF SENSOR



Fig 1.6

A leaf sensor is a phytometric device (measurement of plant physiological processes) that measures water loss or the water deficit stress (WDS) in plants by real-time monitoring the moisture level in plant leaves the leaf sensor technology has the potential to save between 30% and 50% of irrigation water by reducing irrigation from once every 24 hours to about every 2 to 2.5 days by sensing impending water deficit stress. Leaf sensor

technology indicates water deficit stress by measuring the turgidity of a leaf, which decreases dramatically at the onset of leaf dehydration. Early detection of impending water deficit stress in plants can be used as an input parameter for precision irrigation control by allowing plants to communicate water requirements directly to humans and/or electronic interfaces. For example, a base system utilizing the wirelessly transmitted information of several sensors appropriately distributed over various sectors of a round field irrigated by center-pivot irrigation system could tell the irrigation lever exactly when and what field sector needs to be irrigated

## IV.MAGNETIC LEVEL SENSOR

A magnetic level gauge is used to measure the level of fluids. A magnetic level gauge includes a “floatable” device that can float both in high and low density fluids. Magnetic level gauges may also be designed to accommodate severe environmental conditions up to 210bars at 370 °C.Magnetic float level sensors involve the use of a permanent magnet Sealed inside a float whose rise and fall causes the opening or closing of a mechanical switch, either through direct contact or in proximity of a reed switch .With mechanically actuated floats, the float is directly connected to micro switch. For both magnetic and mechanical float level sensors, chemical compatibility, Temperature, specific gravity (density), buoyancy, and viscosity affect the selection of the stem and the float.

## VII. CONCLUSION

Thus in the field of agriculture sector we need to look for different technologies which can solve all the upcoming problems and present problems with the help of greenhouse technologies with better productivity and quality of food products in every possible way with the use of minimum possible toxins and chemical fertilizers .there are always two side of technologies one gives us advantage and other gives disadvantages because no technology is perfect in real world. So the scientist and researchers have been trying to develop such a technology with alots of benefits to mankind with minimum acceptable loss.

## REFERENCES

1. www.wikipedia.com
2. www.youtube.com
3. www.coursera.com
4. www.edx.com
5. Sensor Technology Handbook: Jon S. Wilson
6. www.nptel.com