

# Combustion of Microalgae Oil and Ethanol Blended with Diesel Fuel

<sup>[1]</sup> Dr.K.Thirupathi Reddy <sup>[2]</sup> Dr.M.L.S Deva Kumar <sup>[3]</sup> Mr.Ch.Ravi Kiran

<sup>[1]</sup>Professor of Mech.Engg, RGM College of Engg. & Tech.,(Autonomous), Nandyal-518 501.

<sup>[2]</sup>Professor of Mech.Engg, JNTU College of Engineering Ananthapur, Ananthapuramu.

<sup>[3]</sup>Research Scholar (Full Time), Dept. of Mech.Engg, RGM College of Engg. & Tech, Nandyal-518 501.

**Abstract:**— Using renewable oxygenated fuels such as ethanol is a proposed method to reduce diesel engine emission. Ethanol has lower density, viscosity, cetane number and calorific value than petroleum diesel (PD). Microalgae oil is renewable, environmentally friendly and has the potential to replace petroleum diesel. In this paper, microalgae oil (10%) and ethanol (10%) have been mixed and added to (80%) diesel fuel as a renewable source of oxygenated fuel. The mixture of microalgae oil, ethanol and petroleum diesel (MOE20%) has been found to be homogenous and stable without using surfactant. The presence of microalgae oil improved the ethanol fuel demerits such as low density and viscosity. The transesterification process was not required for oil viscosity reduction due to the presence of ethanol. The MOE20% fuel has been tested in a Variable Compression Ratio Research Engine at different speed. The engine test results with MOE20% showed a very comparable engine performance of in-cylinder pressure, brake power, torque and brake specific fuel consumption (BSFC) to that of petroleum diesel. The NOx emission and HC have been improved while CO and CO<sub>2</sub> were found to be lower than those from petroleum diesel at low engine speed.

**Keywords:**-- Microalgae oil; ethanol; diesel engine; performance; exhaust gas emission

## I. INTRODUCTION

The increasing demands on fuels have encouraged the researchers and industry to focus on renewable alternative fuels. Diesel engine emission is another factor pushing towards the development of alternative fuels. The fuel mixture with less engine emission giving a comparable power and/or enhancing the combustion efficiency using renewable resources is favorable. Rinaldini and Mattarelli [1] highlighted a current increased pressure on the engine manufacturer to limit the CO<sub>2</sub> and other emissions from the diesel engine, which can only be achieved by enhancing the engine technology to increase the energy efficiency and/or reduce the carbon to hydrogen ratio. Renewable oxygenated fuels such as alcohol and vegetable oil are proposed to reduce diesel engine emission.

Diesel engines can be operated using vegetable oil without or with minor modifications. Microalgae oil has the potential to overcome the problems associated with vegetable oil production for fuel that lead to increasing human food prices [1,2,3]. One of the concerns of using vegetable oil directly in diesel engines is the high viscosity. Viscosity is an important factor that affects the atomization process of the fuel in the combustion [4]. High viscosity was reported to reduce the fuel flow rate, which makes the engine starve for fuel under certain operating conditions, especially at low temperatures [5]. Transesterification is the most common method used to

reduce oil viscosity. However, vegetable oil has a higher viscosity and pour point and lower volatility compared to PD [6]. Microalgae biodiesel 20% was tested in diesel engines by Rinaldini and Mattarelli [1]; the results showed a slight reduction in the engine torque at high load and slight increase in SFC. The NO<sub>x</sub> was found to be 20% higher than diesel fuel at low speed with high load. The CO<sub>2</sub> also dropped at low to mid speed. Similarly, Al-Iwayzy and Yusaf [2] reported no significant difference in tractor diesel engine performance parameters with microalgae biodiesel 20% compared to PD, and a significant reduction in CO, CO<sub>2</sub> and NO<sub>x</sub> emission was found when microalgae 20% was used.

Ethanol is a promising renewable alternative fuel that has been used as an additive to PD to run the diesel engine and reduce the engine emission [7]. The mixture of ethanol and PD fuel is called diesohol or e-diesel [8]. Bioethanol as fuel can increase the farmers income when it is locally produced from the agricultural waste material [9]. The main drawback of ethanol in diesel engine is the low cetane number, low viscosity and low density. Moreover, it is immiscible in diesel at wide range of temperature and depend on its water content [9].

The stability of ethanol in PD depends on the carbon structure, water content and temperature [8,10]. It has been reported that anhydrous ethanol (ethanol containing less than 1% water) should be blended with diesel for better fuel properties [8,11]. The low viscosity of ethanol increases the fuel leakage in the fuel injection pump that reduces the

injection fuel pressure and amount injected to the combustion chamber. Several studies have been conducted aiming to increase the cetane number of the blend of ethanol with diesel fuel [9].

Adding biodiesel to the blend of ethanol and PD, the stability of the mixture was enhanced at a wide range of temperatures and enhances other fuel properties, some of them even better than the PD [11]. Recently, Shahir *et al.* [8] stated that among the renewable alternative fuels, the blend of biodiesel, ethanol and PD is getting more and more attractive due to the presence of biodiesel improving the mixture fuel properties and engine performance. Using a mixture of biodiesel and alcohol with diesel fuel produces less CO, PM and UHC [9]. The cold flow has been improved by adding ethanol to the Mahua biodiesel and the CO emission reduced. The reduction in the NO<sub>x</sub> emission was due to the high latent heat of ethanol which reduced the overall combustion temperature [12]. Kannan and Anand [6] have compared the engine performance end exhaust gas emission of diesel fuel with biodiesel, and diestrol fuel of diesel biodiesel with ethanol water emulsion. The results showed that the in-cylinder pressure of the diestrol was dependent on the load. At medium and high loads, the in cylinder pressure was identical to diesel. The engine emission of CO, CO<sub>2</sub>, HC and NO<sub>x</sub> were found to be lower than PD at all loads. The ternary blend of ethanol-biodiesel-diesel fuel physical properties and emission of NO<sub>x</sub>, HC, CO and CO<sub>2</sub> were found to be very close to PD depending on the operating conditions of the test [8]. Adding ethanol and biodiesel to PD fuel has the advantage of reducing the sulphur content in the fuel. In addition, the lower freezing point of ethanol enhance the biodiesel blend at low temperature conditions [13]. Shahiret *al.* [8] concluded that there is a need to study the performance of ternary fuel of ethanol biodiesel and PD and the best blend ratio.

Based on the work reviewed above, the ternary mixture of ethanol, biodiesel has several advantages. In this work, microalgae oil will be used instead of biodiesel to eliminate the cost of the transesterification process and further improve the mixture properties. The main objectives of this work are to:

1. Use up to 20% of renewable oxygenated fuel of microalgae oil and ethanol as an alternative to the commonly used fossil fuel.
2. Enhance the fuel properties by adding 10% of microalgae oil and along with 10% of ethanol to 80% PD. The blending process aims to overcome the problems of high viscosity of microalgae oil and low viscosity of ethanol and the high latent


heat of evaporation of the ethanol.

3. Reduce the exhaust gas emission such as CO, CO<sub>2</sub>, NO<sub>x</sub> and HC and maintain the engine BP and torque.

## II. METHODOLOGY

### 2.1. Fuel Preparation and Properties

Three fuels were used in this experiment. Petroleum Diesel from Bharath Petroleum, ethanol (100%) (M/s. Nandi Agro Industries, Nandyal) and microalgae *Chlorella protothecoides* oil (M/s. Nandi Agro Industries, Nandyal). Ethanol is immiscible in PD and/or microalgae oil (MO) which makes the use of surfactant/solvent imperative (see Figure 1a). Mixing MO, ethanol and PD together was found to form a very homogenous mixture as shown in Figure 1b. The stability of the mixture was tested over a period one month. The density was measured for all the fuels using volumetric and gravimetric measurements as an average of 10 readings at 15 °C. The viscosity of the fuels was measured using Redwood & Saybolt Viscometer. The suitable spindle and rotational speed were selected to obtain a torque percentage within the working range of the device [3]. The heating values of the fuels were obtained from the suppliers and calculated for the MOE20% based on the percentage of the components.



**Figure 1. Samples (a) (left) petroleum diesel (PD) mixed with ethanol, (right) MO mixed with ethanol; (b) mixtures of microalgae oil (MO), ethanol and PD in different percentage (the sample in the middle is adopted for engine test).**

### 2.2. Engine Test

Apex Variable Compression Ratio Multi Fuel Research Engine was used to test the fuels. The engine is connected to an electrical dynamometer and full set of instrumentation and gas analyzer to measure BP, in-cylinder pressure, fuel consumption and exhaust gas emission. Table 1 presents the engine test bed specification. The engine test started with engine speed of 1500 rpm then the load was applied until the maximum load (at this speed) was reached. The engine was kept at this condition for 10 min to record the data.

<b>Table 1. Engine test bed specifications.</b>	
<b>Engine</b>	
Manufacturer	Apex Innovations Pvt. Ltd, Sangli-416 436
Product	VCR Multifuel Research Engine test setup
Engine	Single cylinder, 4S, water cooled, stroke 110 mm, bore 87.5 mm, 661 cc. Diesel mode: 3.5 KW, 2500 rpm, CR range 12-18. Injection variation: 0- 25 <sup>0</sup> BTDC, Petrol mode: 4.5 KW@ 2800 rpm, Speed range 1500-2800 rpm, CR range 6-10
Dynamometer	Eddy current, water cooled
ECU	PE3 Series ECU, Model PE3-8400P, peMonitor & Viewer software.
Combustion type	Direct injection Multifuel Research Engine
Piezo sensor	Combustion: Range 350Bar, Diesel line: Range 350 Bar
Crank angle sensor	Resolution 1 Deg, Speed 5500 RPM with TDC pulse
Data acquisition device	NI USB-6210, 16-bit, 250kS/s.
Temperature sensor	Type RTD, PT100 and Thermocouple, Type K
Temperature transmitter	Type two wire, Input RTD PT100, Range 0–100 Deg C, Output 4–20 mA
Load sensor	Load cell, type strain gauge, range 0-50 Kg
Software	“Engine soft” Engine performance analysis software
<b>Instrumentation</b>	
Dynamometer	SAJ, Pune make
Open ECU	PE USA
Combustion pressure sensor	PCB Piezotronics, USA
Crank angle sensor	Kubler, Germany
Fuel flow transmitter	Yokogawa, Japan
Pressure transmitter	Wika, Germany
High speed data acquisition device	National instruments, USA
Exhaust gas composition	AVL FIVE gas analyzer, 0.1% O <sub>2</sub> , 0.1% CO <sub>2</sub> , 1 ppm NO <sub>x</sub> , 100 ppm HC, 0.01% CO, 0.01 AFR

**Table 1. Engine test bed specifications.**

Fatty Acid	Fatty Acid	Fatty Acid	%
Palmitic	C 16:0	C <sub>16</sub> H <sub>32</sub> O <sub>2</sub>	51
Stearic	C 18:0	C <sub>18</sub> H <sub>36</sub> O <sub>2</sub>	2
Oleic	C 18:1	C <sub>18</sub> H <sub>34</sub> O <sub>2</sub>	39
Linoleic	C 18:2	C <sub>18</sub> H <sub>32</sub> O <sub>2</sub>	7
Others	-	-	1

### III. RESULTS AND DISCUSSION

[Table 2](#) presents the chemical concentration profile of microalgae *Chlorella protothecoides* oil which provided by the oil supplier (Soley institute, Istanbul, Turkey) [14]. The highest component is the saturated palmitic acid of 51% and 2% of stearic acid. The higher percentage of palmitic acid (C16) that might cause a problem at cold flow conditions was overcome by adding ethanol, which reduces the viscosity of the mixture. The rest of the components are unsaturated. The highest percentage is oleic acid of 39%. [Table 3](#) shows the properties of the PD, ethanol, microalgae oil and the mixtures. It is shown that the density of the MEO-20 is relatively close to that of PD. This is due to the lower density of the ethanol 0.785 kg/L compensated by the higher density of 0.908 kg/L of microalgae oil. The differences in the density of MOE20% compared to PD is negligible as shown in [Figure 2](#). The viscosity of all fuels was measured at 15 °C that resulted in higher values of the viscosity. The viscosity of the MOE20% is 3.5 mm<sup>2</sup>/s which is higher than that of the PD (3.34 mm<sup>2</sup>/s) by about 4.9%. The calorific value of the MOE20% is lower than PD by 5.38%, as shown in [Figure 2](#). This is due to the lower heating value of the ethanol and microalgae oil.

**Table 2. Summary of the fatty acid composition of *Chlorella protothecoides* oil (%) [14].**

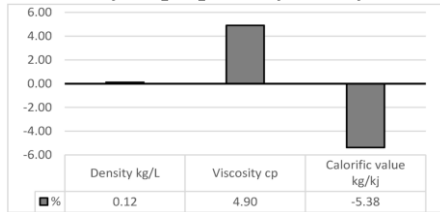
Fuel	Density (kg/L @15 °C)	Viscosity (mm <sup>2</sup> /s) @15 °C	Calorific Value (kJ/kg)	Chemical Formula	Molecular Weight (g/mole)	H/C Ratio
Microalgae oil	0.908 ± 0.015	56.3	35,800	C <sub>16.94</sub> H <sub>32.86</sub> O <sub>2</sub>	268.57	1.94
Ethanol	0.785 ±	1.94	29,700	C <sub>2</sub> H <sub>5</sub> OH	46	2.5



	0.015					
Diesel	0.821 ± 0.015	3.34	44,800	C <sub>12</sub> H <sub>23</sub> [15,16,17] *	167	1.92
MOE 50-50	-	-	-	C <sub>9.43</sub> H <sub>19.43</sub> O <sub>1.5</sub>	156.5	2.06
MOE 20%	8.22 ± 0.015	3.5	42,390	C <sub>11.48</sub> H <sub>22.29</sub> O <sub>0.3</sub>	164.85	1.94

\* Average chemical formula, ranging from C<sub>10</sub>H<sub>20</sub> to C<sub>15</sub>H<sub>28</sub>

**Table 3. The fuel properties for the fuels used.**



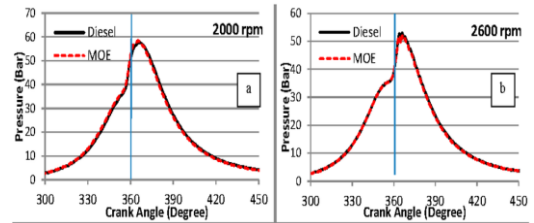
**Figure 2. The percentage of the differences of microalgae oil, ethanol and petroleum diesel (MOE20%) specification than PD.**

The combustibility extent of ethanol depends on a number of parameters such as time, temperature and the availability of oxygen. Hydrogen to carbon ratio H/C significantly affects the energy released from the combustion reaction. Table 3 shows that the highest H/C ratio was for ethanol (2.5) while the lowest H/C ratio was for diesel (1.92). The higher H/C ratio in the fuel led to more energy release from combustion. Adding ethanol to the fuel helps in reducing the amount of carbon entered to the combustion chamber, which results in less total carbon emitted and increases the H/C ratio. However, adding MO increases the carbon amount in the fuel chemical structure (16.94). The presence of MO, which has a molecular weight of 268.57 g/mol, increases the molecular weight of MOE20% to 164.85 g/mol. This molecular weight is very close to that of diesel 167 g/mol. MO has a high number of carbons in the chemical structure (around 16.94). This makes the carbon content of MOE20% close to or slightly less than that of PD with slightly higher H/C ratio. This can enhance the combustion process along with the presence of oxygen from ethanol and biodiesel.

**3.1. In-Cylinder Pressure**

The results of the engine performance using MOE20% and PD are presented in this section at a

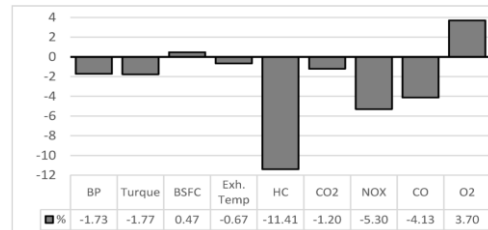
compression ratio of 18:1. The in-cylinder pressure results for the engine speeds of 2000 and 2600 are given in Figure 3,a,b respectively. These figures revealed almost the same results for PD and MOE20% at all the studied engine speeds. This is in line with the hypothesis that the studied blend properties, which are close to those of PD, result in the same output at the combustion chamber. The fuel properties of density, viscosity and heating value are presented in Figure 2. Kannan and Anand [6] and Kannan and Anand [18] reported similar findings with diestrol fuel as the in-cylinder pressure at high (up to 100% load) to medium load is identical to that of PD.



**Figure 3. In-cylinder pressure at engine speed (a) 2000 rpm; and (b) 2600 rpm when the engine fuelled with MOE20% and PD.**

**3.2. Engine Performance and Emissions**

The overall variations between the engine test parameters of MOE20% than PD for the average results obtained at the engine speeds of 1700, 2000, 2300, 2600 and 2900 are illustrated in Figure 4. This figure shows that in comparison to PD, using MOE20% slightly reduced torque, exhaust gas temperature and CO<sub>2</sub> by 1.73, 1.77, 0.67 and 1.2%, respectively, while the BSFC increased by only 0.47%. This BSFC increase is regarded negligible due to the experimental error and the results averaging from different engine speeds. This demonstrates that, generally, MOE20% is relatively similar to PD in the performance parameters. However, substantial reductions by 11.41, 5.3 and 4.13 in the emission parameters of HC, NO<sub>x</sub> and CO, respectively were recorded for MOE20% compared to PD. The reduction in the CO indicates that the combustion is more complete in the case of MOE20% as opposed to PD due to the presence of oxygen and the higher H/C ratio in the MOE20%. Discussions of the test parameters at individual engine speeds are addressed in the next sections.



**Figure 4. The overall variation in the engine test parameters at average of all tested speed when the engine fuelled with MOE20% compared to PD.**

### 3.3. Brake Power (BP) and Torque

Figure 5 and Figure 6 manifest the relationship between engine speeds and the engine BP and engine torque, respectively, when the engine is fueled with PD and MOE20%. The engine BP and torque curves have the same pattern for both fuels at all engine speeds. The maximum BP for both fuels is obtained at the engine speed of 2600 rpm for both fuels. The maximum difference between the fuels is about 3.45% in the engine BP and 3.01% for the engine torque at the engine speed of 2000 rpm. At all other speeds, the BP and torque are relatively close. Although the heating value of the MOE20% is lower than the PD by 5.38%, the maximum reduction in the BP and torque is less than this percentage due to the extra oxygen in the MOE20% and higher H/C ratio. These results can be predicted from the results of the in-cylinder pressure that showed relatively similar results at all the engine speeds. This finding is in agreement with [13] who reported comparable power and torque from diestrol fuel and PD. The agreement between the two studies is due to the comparable fuel properties [8]. The differences between the fuels in the BP and torque are insignificantly higher at low engine speed (high load) than high engine speed. The fuel injected in the combustion chamber is the same for both fuels but less than the injected fuel at high engine speed which makes the engine BP and torque more sensitive to the fuel calorific value.

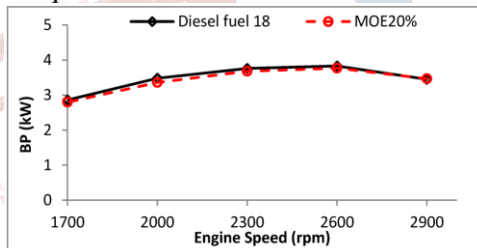


Figure 5. The engine BP (kW) at different engine speeds using PD and MOE20%.

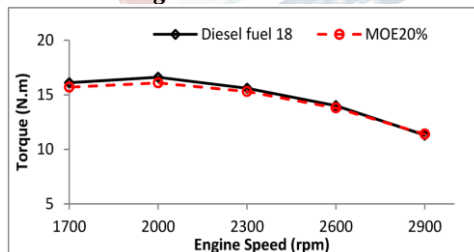


Figure 6. The torque (N.m) at different engine speeds using PD and MOE20%.

### 3.4. Brake Specific Fuel Consumption (BSFC)

Figure 7 illustrates the variation of BSFC as a function of engine speed for MOE20% and PD. The figure shows that, for the tested engine speed, the BSFC increases as the engine speed increases. It can be seen that

both fuels have the same pattern and almost same results of BSFC. This finding is in agreement with Ali, Yusaf [19] and Shi, Yu [20] who reported that the difference in the heating value of the mixture of PD, ethanol and biodiesel from Soyate is less than PD by only 3%, which resulted in a negligible BSFC. Shahir *et al.* [8] calculated the BSFC variation of ternary fuel of PD, ethanol and biodiesel of others researchers such as [21] and reported that, for variation at a constant load and variable speeds, the maximum increase in BSFC was in the range of 2%–5%.

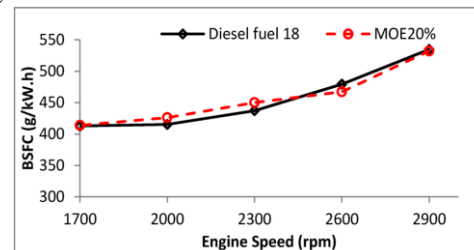
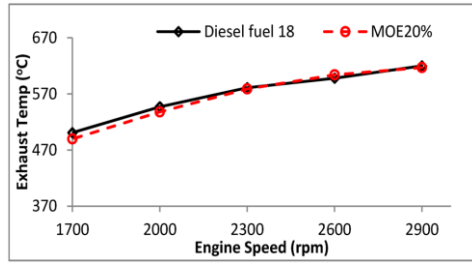


Figure 7. The engine BSFC (g/kW.h) at different engine speeds using PD and MOE20%.

The fuel properties of viscosity, density and heating value are relatively close to PD, as given in Figure 2. However, there is a minor increase in BSFC at engine speed of 2000 rpm and 2300 rpm with MOE20%, which can be expected due to the lower heating value than that of PD by 5.38%. This finding is not in agreement with Shahir *et al.* [8] who found that BSFC was very high compared to PD using ternary fuel of ethanol, biodiesel and PD. The difference in BSFC depends on the ratio of the ethanol and biodiesel in the mixture. In addition, MOE20% contains microalgae oil rather than biodiesel, which has slightly higher density and viscosity than biodiesel to compensate the lower density, viscosity and heating value of ethanol.

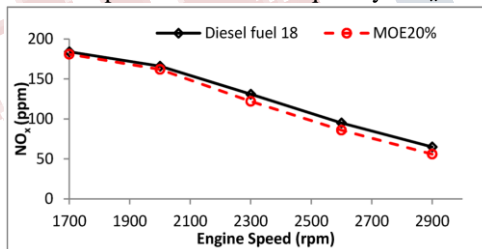
### 3.5. Exhaust Gas Temperature and $NO_x$

The exhaust gas temperature variation with engine speed for MOE20% and PD is presented in Figure 8. The exhaust gas temperature increased with increasing the speed for both fuels. The variation in the exhaust gas temperature is minor at all engine speeds. The maximum variation is found at low engine speed of 1700 and 2000 rpm of 2.2% and 1.65%, respectively, while at the 2600 rpm, the exhaust gas temperature of MOE20% is slightly higher. This variation is small due to the minor variation in the experimental test conditions and experimental error.



**Figure 8. The exhaust gas temperature (°C) at different engine speeds using PD and MOE20%.**

Figure 9 presents the relationship between the NO<sub>x</sub> emission and the engine speed when the engine is fuelled with PD and MOE20%. The NO<sub>x</sub> emission of MOE20% was found to be substantially lower than PD as elucidated in Figure 4. This finding is relatively in agreement with Kannan and Anand [6] and Kannan and Anand [18] who reported lower NO<sub>x</sub> from diestrol water emulsion by 19.72% compared to that of PD due to the higher latent heat of vaporization of ethanol that reduced the combustion temperature and produced less NO<sub>x</sub> emission. The variation between PD and MOE20% fuel in producing NO<sub>x</sub> increased as the engine speed increases, with a difference of 6.87% at 2300 rpm, 9.47% at 2600 rpm and 13.85% at the 2900 rpm. The reduction in NO<sub>x</sub> emission can be ascribed to the higher latent heat of the evaporation of ethanol (904 kJ/kg compared to 254 kJ/kg) [22] and lower calorific value that reduces combustion temperature and consequently NO<sub>x</sub> emission.

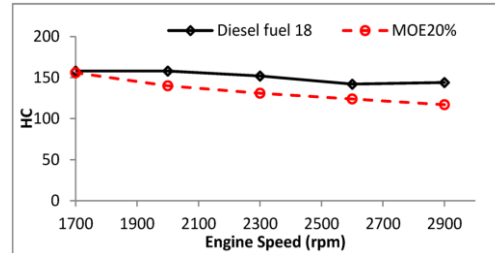


**Figure 9. The engine NO<sub>x</sub> (ppm) at different engine speeds using PD and MOE20%.**

**3.6. Hydrocarbon (HC) (%)**

The hydrocarbon content of the exhaust gas emission versus the engine speed for PD and MOE20% is shown in Figure 10. The HC produced from MOE20% is considerably lower than that of PD at most of the tested speeds. The maximum variation between the fuels was observed at the engine speed of 2900 with 18.75% reduction compared to PD. This is due to the better combustion of the microalgae biodiesel and ethanol, the lower carbon content in the MOE20% and the higher H/C ratio. Subbaiah and Gopal [21] reported a reduction of 34.3% in the HC at the exhaust when 10% ethanol was

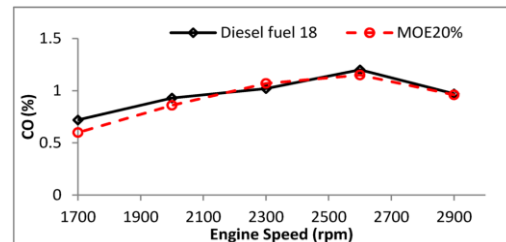
blended with biodiesel and PD at full load condition. Similarly, Rahimi and Ghobadian [13] found that the HC from diestrol was lower than that of PD. This reduction is due to the extra oxygen from microalgae biodiesel and ethanol that enhances the combustion.



**Figure 10. The engine HC (%) at different engine speeds using PD and MOE20%.**

**3.7. Carbon Monoxide and Carbon Dioxide CO and CO<sub>2</sub> (%)**

CO emission is an indication of the complete combustion. Figure 11 presents the CO emission at different engine speeds for PD and MOE20%. The figure shows that the CO emission of MOE20% is lower than PD at low engine speeds of 1700 rpm and 2000 rpm and almost the same as that of PD at high engine speed. The use MOE20% resulted in a maximum reduction parentage of CO level 16.7% at 1700 rpm as compared to the standard PD at the same speed. The CO level at 1700 for PD is 0.72% and 0.6% for MOE20%. The difference between the readings is 0.12% This finding is in agreement with Bhale, Deshpande [12] who reported an average reduction of 50% in CO when 20% ethanol was added to biodiesel. However, at 2300 rpm, the CO emission from MOE20% is higher than that from PD by about 4.9%. This could be due to the experimental error. The lower CO emission with MOE20% is due to the higher oxygen content and H/C ratio.

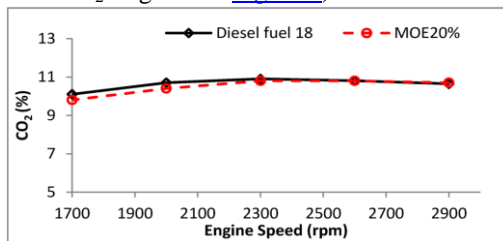


**Figure 11. The engine CO (%) at different engine speeds using PD and MOE20%.**

Figure 12 presents the CO<sub>2</sub> level at different engine speeds for PD and MOE20%. The emission of CO<sub>2</sub> is almost constant with the engine speed for both fuels. There is a marginal difference in the CO<sub>2</sub> emission at medium and high engine speeds. A negligible reduction of 2.93% and 2.8% is depicted at low engine speeds of 1700 rpm and 1900 rpm, respectively. The maximum difference between the readings of CO<sub>2</sub>% for PD and MOE20% is 0.3% at 1700 rpm (10.1% for PD and



9.8% for MOE20%). However, the reduction in the CO and CO<sub>2</sub> level especially at low engine speed could be due to the lower H/C ratio of the MOE20% (1.94) compared to 2.01 for PD (see Table 3). This means that the amount of carbon that enters the combustion chamber is less with MOE20% compared to PD as the amount of fuel injected is the same. This justifies the lower CO and CO<sub>2</sub> of MOE20% compared to PD (less by 1.2% for CO and 4.13% for CO<sub>2</sub> as given in Figure 4).



**Figure 12. The engine CO<sub>2</sub> (%) at different engine speeds using PD and MOE20%.**

#### IV. CONCLUSIONS

The use of renewable alcohol such as ethanol as an additive to PD can improve diesel engine emission with a reduction in engine power and an increase in engine BSFC due to the lower calorific value, low viscosity and low cetane number. Moreover, ethanol is immiscible in PD and requires the use of surfactant to overcome this problem. Microalgae oil is a renewable fuel with higher density and viscosity than PD. A mixture of 10% ethanol, 10% microalgae oil and 80% PD has fuel properties similar to those of PD highlighting its usability in diesel engine without modification. In comparison to PD, the results of using MOE20% in single cylinder diesel engine indicated minor differences in most of the engine performance parameters at all the tested speeds due to the comparable fuel properties. The engine emission of NO<sub>x</sub> and HC was reduced at most of the engine speeds. CO and CO<sub>2</sub> of MOE20% were found to be lower than those of PD at low engine speeds.

#### Acknowledgments

The authors thank for providing the microalgae oil and ethanol M/s. S.P.Y Agro Industries, Nandyal (SPYAI), M/s.Nandi Agro Industries, Nandyal (NAI) and Faculty & Staff of MechanicalEngineering, Management and Principal of Rajeev Gandhi Memorial College of Engineering & Technology (Autonomous), Nandyal-518 501, Andhra Pradesh, India.

#### Author Contributions

Both authors have contributed in developing the idea, conducting the test and writing of the manuscript.

#### Conflicts of Interest

The authors declare no conflict of interest.

#### REFERENCES

- Rinaldini, C.A.; Mattarelli, E.; Magri, M.; Beraldi, M. Experimental investigation on biodiesel from microalgae as fuel for diesel engines. *SAE Tech. Pap.* **2014**.
- Al-Iwayzy, S.; Yusaf, T. Chlorella protothecoides microalgae as an alternative fuel for tractor diesel engines. *Energies* **2013**, *6*, 766–783.
- Al-Iwayzy, S.; Yusaf, T.; Al-Juboori, R. Biofuels from the fresh water microalgae chlorella vulgaris (FWM-CV) for diesel engines. *Energies* **2014**, *7*, 1829–1851.
- Conceição, M.M.; Candeia, R.A.; Dantas, H.J.; Soledade, L.E.B.; Fernandes, V.J., Jr.; Souza, A.G. Rheological behavior of castor oil biodiesel. *Energy Fuels* **2005**, *19*, 2185–2188.
- Tat, M.E.; van Gerpen, J.H. The kinematic viscosity of biodiesel and its blends with diesel fuel. *J. Am. Oil Chem. Soc.* **1999**, *76*, 1511–1513.
- Kannan, G.R.; Anand, R. Experimental investigation on diesel engine with diestrol-water micro emulsions. *Energy* **2011**, *36*, 1680–1687.
- Hansen, A.C.; Zhang, Q.; Lyne, P.W.L. Ethanol-diesel fuel blends—A review. *Bioresour. Technol.* **2005**, *96*, 277–285.
- Shahir, S.A.; Masjuki, H.H.; Kalam, M.A.; Imran, A.; Ashraful, A.M. Performance and emission assessment of diesel-biodiesel-ethanol/bioethanol blend as a fuel in diesel engines: A review. *Renew. Sustain. Energy Rev.* **2015**, *48*, 62–78.
- Kwanchareon, P.; Luengnaruemitchai, A.; Jai-In, S. Solubility of a diesel-biodiesel-ethanol blend, its fuel properties, and its emission characteristics from diesel engine. *Fuel* **2007**, *86*, 1053–1061.
- Reyes, Y.; Aranda, D.A.G.; Santander, L.A.M.; Cavado, A.; Belchior, C.R.P. Action principles of cosolvent additives in ethanol—Diesel blends: Stability Studies. *Energy Fuels* **2009**, *23*, 2731–2735.
- Shahir, S.A.; Masjuki, H.H.; Kalam, M.A.; Imran, A.; Rizwanul Fattah, I.M.; Sanjid, A. Feasibility of diesel-biodiesel-ethanol/bioethanol blend as existing CI engine fuel: An assessment of properties, material compatibility, safety and combustion. *Renew. Sustain. Energy Rev.* **2014**, *32*, 379–395.
- Bhale, P.V.; Deshpande, N.V.; Thombre, S.B. Improving the low temperature properties of biodiesel fuel. *Renewable Energy* **2009**, *34*, 794–800.
- Rahimi, H.; Ghobadianb, B.; Yusaf, T.; Najafib, G.;

- Khatamifarb, M. Diesterol: An environment-friendly IC engine fuel. *Renew. Energy* **2009**, *34*, 335–342
14. Soley Biotechnology Institute. Available online: <http://www.soleybio.com/> (accessed on 1 October 2013).
  15. Date, A.W. *Analytic Combustion: With Thermodynamics, Chemical Kinetics and Mass Transfer*; Cambridge University Press: Cambridge, UK, 2011.
  16. Kocher, L.E.; Stricker, K.; van Alstine, D.G.; Koeberlein, E.; Shaver, G.M. Oxygen fraction estimation for diesel engines utilizing variable intake valve actuation. In Proceedings of the 2012 American Control Conference (ACC), Montreal, QC, Canada, 27–29 June 2012.
  17. Gadhvi, S.N.; Pandya, A.V. Enhancement in viscosity of diesel by adding vegetable oil. *Int. J. Mod. Eng. Res.* **2013**, *3*, 2108–2110.
  18. Kannan, G.R.; Anand, R. Combustion characteristics of a diesel engine operating on biodiesel-diesel-ethanol mixtures. *Proc. Inst. Mech. Eng. Part A J. Power Energy* **2011**, *225*, 1076–1087.
  19. Ali, O.M.; Yusaf, T.; Mamat, R.; Abdullah, N.R.; Abdullah, A.A. Influence of chemical blends on palm oil methyl esters' cold flow properties and fuel characteristics. *Energies* **2014**, *7*, 4364–4380.
  20. Shi, X.; Yu, Y.; He, H.; Shuai, S.; Wang, J.; Li, R. Emission characteristics using methyl soyate-ethanol-diesel fuel blends on a diesel engine. *Fuel* **2005**, *84*, 1543–1549.
  21. Subbaiah, G.V.; Gopal, K.R.; Hussain, S.A.; Prasad, B.D.; Reddy, K.T. Rice bran oil biodiesel as an additive in diesel-ethanol blends for diesel engines. *Int. J. Res. Rev. Appl. Sci.* **2010**, *3*, 334–342.
  22. Saha, A. Vaporization Characteristics of Pure and Blended Biofuel Droplet Injected into Hot Stream of Air; University of Central Florida: Orlando, FL, USA, 2010.