

# Optimization of cultural parameters for production of Antimicrobial Metabolite from *Streptomyces* sp. FXJ1.449 isolated from Mangrove soil

<sup>[1]</sup> Sharma S. R., <sup>[2]</sup> Shah G.S

<sup>[1]</sup> Naran Lala college of Professional and Applied Sciences, Navsari

<sup>[2]</sup> Department of Biotechnology, VNSGU, Surat

**Abstract**— *Streptomyces* sp. FXJ1.449 was isolated from marine sample collected from mangrove sea-coast, Kosamba village, Valsad District, Gujarat and was screened to evaluate its antimicrobial activity by primary screening using cross streak method and by secondary screening using Agar well diffusion method against test bacteria *Salmonella typhi* (MCC 2901), *Shigella* spp. (MCC 3209), *Staphylococcus aureus* (MCC 2043) *Bacillus cereus* (MCC 2039) and *B. subtilis* (MCC 2049). The present study is focused on the study of various physico-chemical parameters such as inoculum size, incubation period, pH, Temperature, NaCl concentration, carbon source, nitrogen sources and trace minerals for medium optimization to enhance production of antimicrobial metabolite by *Streptomyces* sp. FXJ1.449. This strain was found to be potential antibiotic producer and can be further used commercially for production of valuable products.

**Key Words:** Mangrove sea-coast, *Streptomyces* sp. FXJ1.449, Antimicrobial activity, Optimization.

## INTRODUCTION

Marine Actinomycetes are the most biotechnologically and economically valuable prokaryotes. Marine actinomycetes have an incomparable metabolic diversity and are the potential source of novel antimicrobial compounds as the environmental conditions of the sea are completely different from that of terrestrial conditions. Marine streptomycetes species are a rich source of several useful bioactive natural products with potential applications. However, The ability of genus *Streptomyces* to form these bioactive compounds is not a fixed property but can be greatly increased or decreased under different conditions of nutrition and cultivation media. Improvement in the growth and antibiotic production can be carried out by manipulating the nutritional and physical parameters of the culturing conditions. Therefore to design an appropriate fermentation medium is of critical importance in the production of secondary metabolites. (Charu Singh et.al.) The present work describes the optimization of various physical and chemical parameters such as inoculum size, incubation period pH, Temperature, NaCl concentration and different carbon sources, nitrogen sources and trace minerals through study of their effects on production of antimicrobial compound produced by an actinomycete, *Streptomyces* sp. FXJ1.449.

## Isolation and screening of Actinomycetes from marine soil sample

*Streptomyces* species was isolated from Marine soil

sample collected from mangrove ecosystem, Kosamba village (20°37'38.1" N and 72°53'36.1" E) of Valsad District located at south Gujarat. Ten soil samples were collected and subjected to the physical and chemical treatment of heat at 70°C for 30 minutes and CaCO<sub>3</sub> treatment respectively. This pretreated soil sample was used for isolation of Actinomycetes on Actinomycetes Isolation Agar (AIA) medium with Rifampicin 5 µg/ml and Nystatin 25 µg/ml added to prevent bacterial and fungal growth respectively (Khattab et.al.). Primary screening (cross streak method) and Secondary screening (Agar well diffusion method) was used to evaluate antimicrobial activity of *Streptomyces* sp. FXJ1.449 against sensitive test organisms such as *Salmonella typhi* (MCC 2901), *Shigella* spp. (MCC 3209), *Staphylococcus aureus* (MCC 2043) *Bacillus cereus* (MCC 2039) and *B. subtilis* (MCC 2049). During secondary screening Actinomycetes Isolation Broth medium was used to cultivate *Streptomyces* sp. FXJ1.449 at 150 rpm at 28°C for 7 days.

## International Journal of Science, Engineering and Management (IJSEM)

### Vol 3, Issue 8, August 2018

Optimization of Physico-Chemical parameters on production of antimicrobial metabolite by Agar well diffusion method:

#### **Basal medium and inoculums preparation:**

The *Streptomyces* sp. FXJ1.449. was grown on Actinomycetes Isolation Agar (AIA) medium for 5-6 days at 28°C. After incubation, a colony of *Streptomyces* sp. FXJ1.449. was inoculated into the basal medium. This seed culture was then incubated at 28°C on the orbital shaker at 120 rpm for 5-6 days. After Six days, the seed culture was withdrawn and centrifuged. The supernatant obtained was removed and pellets were washed twice with distilled water. This spore suspension was added to sterile 0.05% Tween 20 to form homogenous spore suspension of 0.2 O.D. Inoculum concentration of 2% of this suspension was used for study of optimization of various parameters. (Bunda sunita et.al.). The results of optimization was evaluated for its antibacterial activity against selected bacteria by Agar well diffusion method.

#### **Determination of effect of Inoculum size:**

In order to determine the effect of inoculum size on fermentation process, various concentration of potential actinomycetes was selected such as 1%, 2%, 3%, 4% and 5%.

#### **Determination of effect of Incubation period:**

To study the effect of incubation period on production of antimicrobial metabolite, a small amount of inoculated basal medium was aseptically withdrawn at every 24 hours for 10 days and centrifuged at 1500 rpm for 10 minutes. After centrifugation supernatant obtained was used for determining the effect of incubation period on production of antimicrobial agent. (S. Satapathy et. al.)

#### **Determination of effect of pH :**

To study the effect of pH on production of antimicrobial metabolite, a different range of pH such as pH 6.0, 7.0, 8.0, 9.0 and 10.0 was selected.

#### **Determination of effect of Temperature:**

To study the effect of temperature on production of antimicrobial metabolite, different temperature range such as 28°C, 37°C, 45°C and 55°C was selected.

#### **Determination of effect of Osmotic Pressure:**

To study the effect of osmotic pressure on production of antimicrobial metabolite, different concentration of NaCl such as 1%, 2%, 3%, 4% and 5% was selected.

#### **Effect of Carbon sources on production of antimicrobial compound:**

To study the effect of different carbon sources on

production of antimicrobial metabolites, carbon source in basal medium was replaced by with 1% w/v concentration of different carbon sources such as D-glucose, Lactose, Galactose, Maltose, Mannitol, Mannose, Xylose, Sucrose, Fructose, glycerol and Starch under study. 0.5% w/v Peptone was added as a nitrogen source.

#### **Effect of Nitrogen sources on biosynthesis of antimicrobial compound:**

To study the effect of Nitrogen sources on production of antimicrobial metabolites, nitrogen source in basal medium was replaced with 1% w/v concentration of different nitrogen sources such as Peptone, Tryptone, casein, L-asparagine, meat extract, beef extract, malt extract, yeast extract, Ammonium sulphate, and sodium nitrate under study. D-glucose at 0.5% w/v concentration was added as a carbon source.

#### **Effect of Trace minerals on biosynthesis of antimicrobial compound:**

The effect of different trace minerals such as FeSO<sub>4</sub>, CuSO<sub>4</sub>, ZnSO<sub>4</sub>, MnSO<sub>4</sub>, MnCl<sub>2</sub>, MgSO<sub>4</sub>, MgCl<sub>2</sub>, KNO<sub>3</sub>, CaCO<sub>3</sub>, CaCl<sub>2</sub>, K<sub>2</sub>HPO<sub>4</sub> and Na<sub>2</sub>HPO<sub>4</sub> at 0.001 % w/v concentration was selected on production of antimicrobial metabolite.

## II. RESULT AND DISCUSSION

#### **Identification of Potential Actinomycetes isolates:**

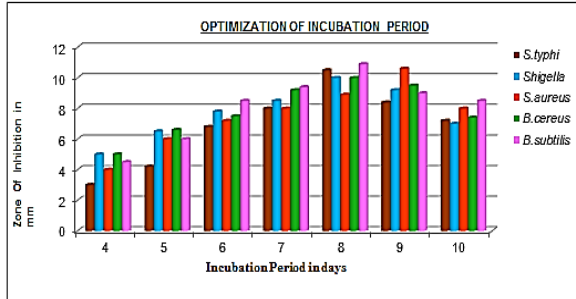
Based on the morphological, physiological, biochemical and cultural characteristics, the isolate was identified as an actinomycete. Further molecular characterization by 16S rRNA sequencing method confirmed it as an actinomycete, *Streptomyces* sp. FXJ1.449.

Optimization of physico-chemical parameters for Antimicrobial Metabolite Production from *Streptomyces* sp. FXJ1.449. :

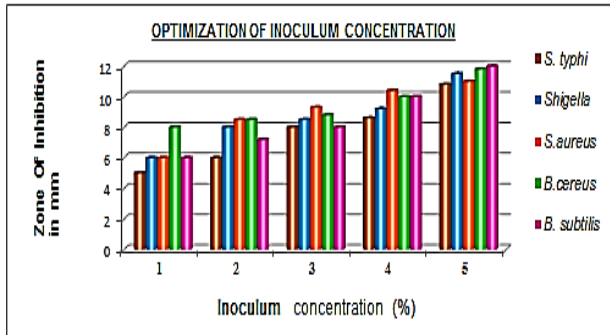
#### **Effect of Incubation Period and inoculum concentration:**

Metabolism of actinomycetes under excess of nutrients availability, stimulates the growth of cell biomass; but under nutrition limiting conditions, the cell cycle gets shifted towards stationary phase and initiates the process of secondary metabolite production. In present study, the effect of incubation condition and inoculums size on antimicrobial metabolite production was shown in (Fig.1) and (Fig. 2) respectively. As shown in (Fig. 1) the rate of the production begins to initiate from the 4th day to 10th day with maximum was rate of the production reached at 8th day. The

inoculums concentration of 5% showed maximum antimicrobial activity against selected five test bacteria as shown in (Fig. 2.)



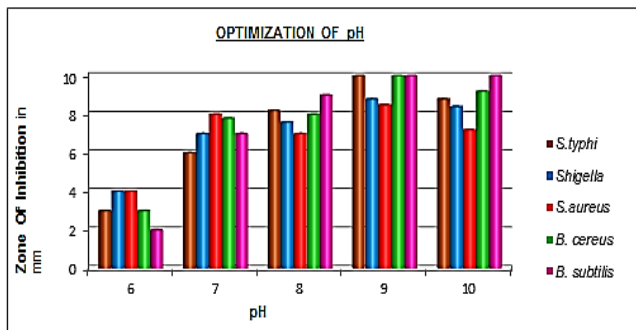
**Fig. 1: Effect of incubation period on production of Antimicrobial metabolite.**



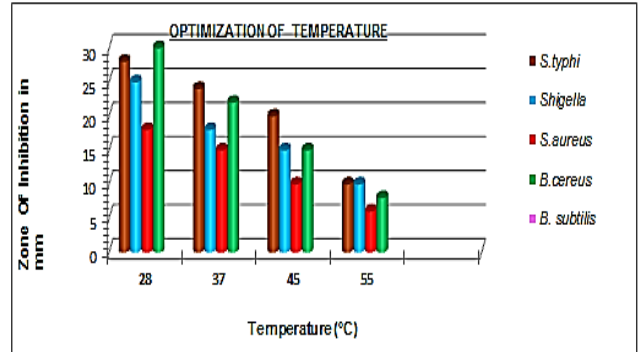
**Fig. 2. : Effect of inoculum concentration on production of Antimicrobial metabolite.**

Effect of pH and Temperature:

The effect of both pH and temperature on production of antimicrobial activity is shown in (Fig. 3.) and (Fig. 4.) respectively .The highest production was noticed at pH 9.0 and at temperature 28oC.



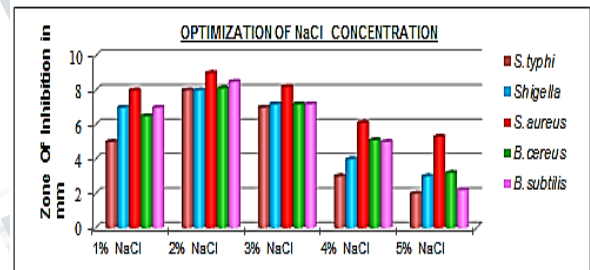
**Fig. 3 : Effect of pH on production of Antimicrobial metabolite.**



**Fig.4: Effect of Temperature on production of Antimicrobial metabolite.**

**Effect of NaCl concentration (%) :**

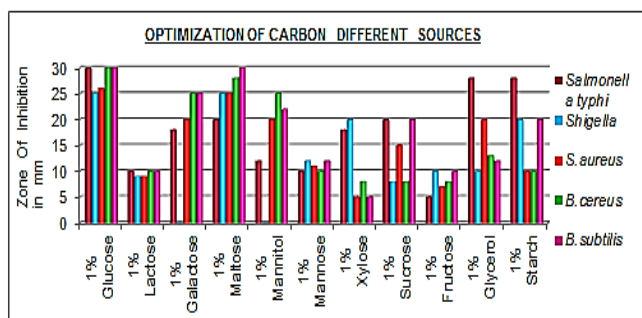
The effect of NaCl was shown in (Fig. 5). As the Actinomycete isolate under optimization study was isolated from marine source concentration of NaCl greatly influence the production of metabolite. The present study showed that maximum antimicrobial activity was obtained at 2% NaCl concentration.



**Fig. 5 : Effect of NaCl concentration on production of Antimicrobial metabolite.**

**Effect of different Carbon source on production of Antimicrobial metabolite.**

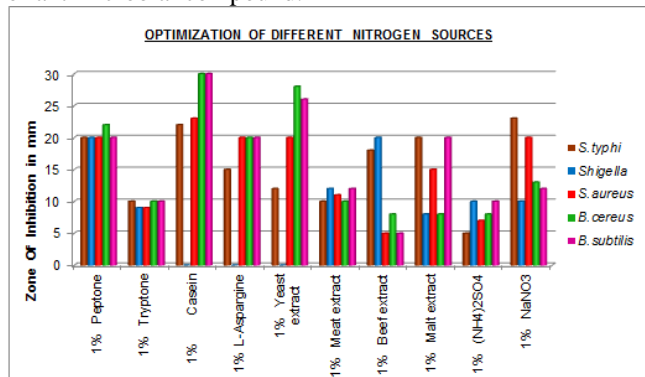
Effect of several carbon sources selected for study undertaken was shown in (Fig.6). . As shown in (Fig.6) the maximum antimicrobial activity was observed with glucose followed by maltose, glycerol and starch as a carbon source. Maximum activity of antimicrobial metabolite was found when glucose was used as a carbon source.



**Fig.6: Effect of Carbon source on production of Antimicrobial metabolite.**

**Effect of Nitrogen source on production of Antimicrobial metabolite:**

As shown in (Fig.7), maximum antimicrobial activity is observed with 1% casein as a nitrogen source so, casein was considered as a suitable nitrogen source for production of antimicrobial compound.



**Fig. 7: Effect of Nitrogen source on production of Antimicrobial metabolite.**

Effect of Trace minerals on production of antimicrobial metabolite :

The effect of different trace minerals tested on production of antimicrobial metabolite showed that Mgso4 and K2HPO4 are best at 0.01 % (w/v) concentration

**III. CONCLUSION**

From the present study it was concluded that maximum antimicrobial activity by Streptomyces sp. FXJ1.449 was observed at 5% inoculums concentration and when medium used contains 2% (w/v) D-glucose as a carbon source, 1% (w/v) casein as a nitrogen source, Nacl concentration of 2% , MgSO4 and K2HPO4 at 0.01% (w/v ) concentration and pH 9.0 with incubation period of 8 days at 28oC. Streptomyces sp. FXJ1.449 was found to be potential antibiotic producer.

**IV. ACKNOWLEDGEMENT**

I thank to the management of Naran Lala college of Professional and Applied Science, Navsari and Department of Biotechnology, VNSGU, Surat, Gujarat for providing me the facilities to carry out my research work.

**REFERENCES**

1. Sunita Bundale et. al., “Optimization of Culture Conditions for Production of Bioactive Metabolites by Streptomyces spp. Isolated from Soil” Advances in Microbiology, 5, 441-451, June 2015.
2. Ahmed I. Khattab, Eltahir H. Babiker and Humodi A. Saeed, “Streptomyces: isolation, optimization of culture conditions and extraction of secondary metabolites”, International Current Pharmaceutical Journal, 5(3): 27-32, February 2016.
3. Satapathy S. and Mohapatra S. B. “Optimization of Cultural Parameters for Enhanced Production of Antimicrobial Bioactive Metabolites by Arthrobacter sp. SAS16” Indian Journal of Science and Technology, Vol 10(38), October 2017.
4. Charu Singh, Ramendra Singh Parmar, Pragya Jadon and Ajay Kumar, “ Optimization of Cultural Conditions for Production of Antifungal Bioactive Metabolites by Streptomyces spp. Isolated from Soil ”, Int. J. Curr .Microbiol . App.Sci , 6(2), pp 386-396, ISSN: 2319-7706,2017.
5. Bernice Sharon Febina S., Rachel Regi Daniel and Shenbagaratai R. , Optimization Of Antibiotic Production By Marine Actinomycetes Streptomyces SP. KOD10 , International Journal of Pharmacy and Pharmaceutical Sciences, Vol 6 suppl 2, ISSN- 0975-1491,2014.